

TARTU



Tartu in figures 2023/2024

Photo: Ragnar Vutt

Symbols

Tartu City Day – **June 29**

Tartu is **the second largest city** in Estonia

Tartu first mentioned in written sources **1030**

Tartu is founded as a city **1224**

Length of the Emajõgi River in Tartu **27 km**

Highest point above sea level **79 m**

Area **154 km²**

Number of streets **687**

Arms of Tartu



Flag of Tartu



Logo of Tartu

TARTU



Photo: Ragnar Vutt

Temperatures 2023

Coldest (06.12) **-21.8**

Hottest (16.08) **+31.9**

Population

Number of inhabitants in Population Registry

01.01.2024 **98,273**

01.01.2023 **97,435**

01.01.2022 **94,663**

Asustustihedus (inimest/km²) **631**

Marriages 2023

Registered **758**

including marrying from abroad **30**

Divorced **266**

Golden wedding couples **121**

Natural increase in 2023

Number of births **801**

Number of deaths **1,021**

Natural increase **-220**


Families with many children **45**

total children in them **240**




Population by age and gender

31.12.2023



Ethnic composition 1.01.2024

Estonians



Russians



Ukrainians



Finns



Other nationalities



Nationality not chosen



Frequency of first names 2023

Females

Katrin **479**

Tiina **466**

Tatjana **388**

Males

Martin **533**

Andres **421**

Aleksandr **403**

Pet register 2023

Dogs **6,202**

Cats **6,926**

Ferrets **40**

Rabbits **6**

Other pets (guinea pigs, turtles, etc.) **5**



Photo: Rasmus Kull



Photo: Mana Kaasik

Entrepreneurship 1.01.2024

Sole proprietors **1,190**
Private limited companies **8,679**
Public limited companies **168**
Other commercial undertakings **46**
Branches of foreign companies **9**
Total 10,092

Foreign investments (in euros) **24,000,000**
including new jobs **108**

Export of services (mil. euros) **401.6**
Import of services (mil. euros) **186**

Companies by employee numbers 2023

Less than 10 **9,455**
10 to 49 **549**
50 to 249 **79**
250 and more **9**

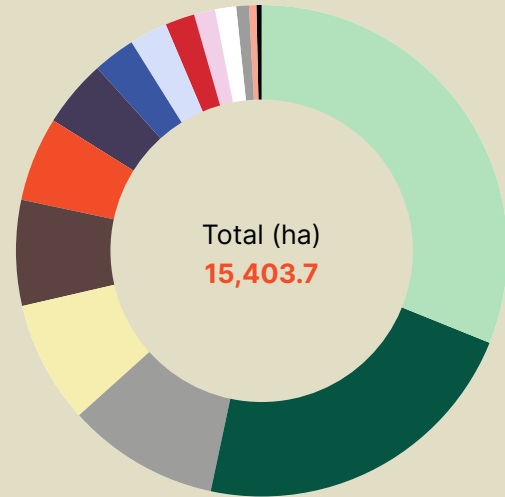
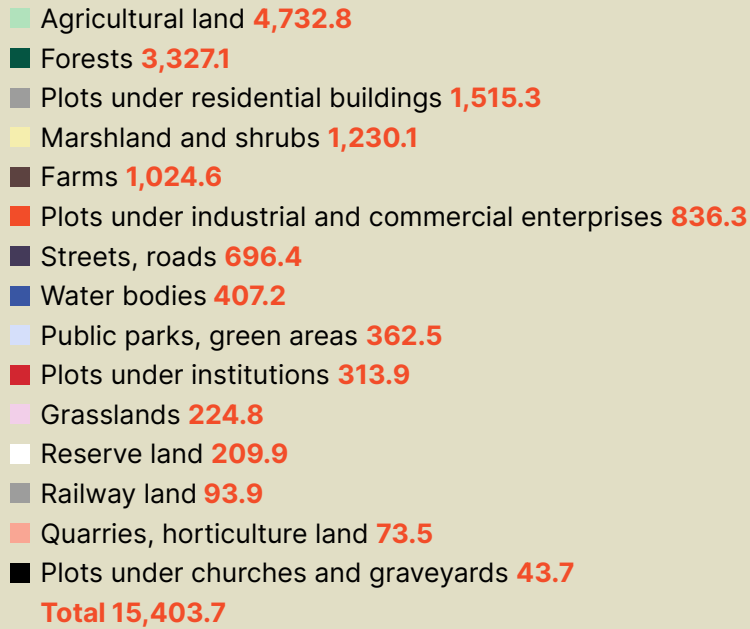
Labour market in 2023

Number of unemployed persons in the year
8,519
Vacancies **4,995**
Number of entrepreneurs getting start-up
support **28**



Urban land usage (ha)

1.01.2023



UrbanLIFEcircles 2023

Planting area (m²) **570**

Growing in Uueturu Park are:
species and varieties of plant **69**
plants **1,526**

Species found in UrbanLIFEcircles
project areas:

herbaceous plants **379**

bumblebees **14**

butterflies **23**

amphibians **5**

bats **8**

birds **81**

Residential construction in 2023

Issued building permits for new
buildings **622**

including private residence **52**

including apartment blocks **45**

including non-residential
buildings **295**

Issued certificates of
occupancy **394**

including private residences **41**

including apartment blocks **45**

including non-residential
buildings **244**



Photo: Eva Maria Tartu



Photo: Ragnar Vutt

Transport in 2023

Tartu Smart Bike Share

Bicycles **750**

including electric bicycles **500**

Stations **101**

Number of users **12,384**

Number of rides **706,325**

Total kilometres travelled **1,903,011**

Municipal traffic

Number of bus lines **16**

Total length of bus lines (km) **407**

Number of bus stops **336**

incl. those with waiting pavilions **230**

Number of taxis **701**



Photo: Mana Kaasik

Tourism in 2023

Visits to the Tartu Information Centre
11,442

among them foreigners **7,494**

Written enquiries **407**

Callers **551**

Number of accommodation establishments **37**

number of hotels **15**

Number of rooms **1,147**

number of beds **2,395**

Occupancy of rooms % **57**

Occupancy of beds % **46**

Average daily cost, euros **48**

Number of those accommodated **253,932**

among them foreigners **97,711**

among them from Latvia **28,689**

from Finland **28,707**

Number of overnight stays

404,887

among them foreigners **172,932**

among them from Latvia **42,134**

from Finland **52,229**



Photo: Ketlin Lääts



Photo: Eva Maria Tartu

Education

30.09.2023

Nursery school child care institutions **39**

among them private **14**

Number of children **5,364**

General education schools and number of students

Number of basic schools **13 / 8,180**

Number of upper secondary schools **5 / 3,883**

Number of schools for children with special needs **3 / 501**

Number of private schools **6 / 2,082**

Number of state schools **3 / 779**

Number of adult upper secondary schools **1 / 555**

Total 31 / 15,980

Vocational education institutions **4 / 3,711**

Higher educational institutions **9 / 20,906**

Number of students

Nursery school child care institutions

5,364

General education schools

15,980

Vocational educational institutions

3,711

Higher educational institutions

20,906

Upper secondary school graduates awarded a gold medal **66**

Upper secondary school graduates awarded a silver medal **57**

Vocational school graduates awarded a commendation **73**



Photo: Marek Meislaid



Photo: Ragnar Kutt

Youth activities in 2023

Youth centres **5**

Visitors to youth centres **18,530**

Number of days youth centres were open **286**

Initial counselling sessions involving youth **155**

Youth initiatives **188**

Number of interactions from street-based youth work **2,463**

Employees of summer work camps **179**



Photo: Maanus Kullamaa



Photo: Maanus Kullamaa

Culture in 2023

Number of theatre halls 9

number of seats **2,177**

Number of performances **745**

number of visits **182,365**

Number of cinema halls 10

number of seats **1,573**

Number of screenings **16,379**

number of visits **539,437**

Number of museums 22

number of visits **752,237**

including the Science Centre
AHHA **246,434**

including the Estonian National
Museum **94,398**

Number of public libraries 5

number of visits **425,373**

number of virtual visits **437,708**

number of loans **958,636**



Photo: Ruth Pindus



Photo: Ragnar Vutt

Sports in 2023

Number of sports clubs **235**

Total number of athletic club members **27,046**

including adults **13,053**

including youth up to 19 years of age **13,993**

Total number of athletic facilities 186

including gymnasiums **74**

including indoor swimming pools **6**

including ice rinks **2**

including stadiums **10**

including outdoor ballfields and tennis courts **44**

including health trails **5**

other open-air sports facilities **45**

Children's playgrounds **44**

Sports teams representing Tartu 6

University of Tartu 'Maks ja Moorits' basketball team

Bigbank Tartu men's volleyball team

University of Tartu/Bigbank women's volleyball team

Tammeka Football School team

Tartu Vääk494 ice hockey team

Team Ampler-Tartu 2024 cycling team



Photo: Mana Kaasik



Photo: Liiana Jämsin

Medical care in 2023

University of Tartu Clinics **19**

Practice lists of family physicians **68**

Number of pharmacies **43**

Tartu Ambulance Service **26**

Social insurance 2023

Pensions

Number of persons receiving old-age pension
18,101

Special pension recipients **233**

Recipients of survivor's pensions **367**

Number of persons receiving pension for
incapacity for work **105**

Number of persons receiving national pension
129

Number of pension recipients on other legal
grounds **942**

Total 19,877

Subsistence benefit 2023

applicants **7,733**

payments **3,504,537.43**

Benefits 2023

Amount of benefits in total 1,313,073

including children **25,900**

including adults **1,287,173**

Recipients of carer's allowance **1,913**

Carer's allowance during the year **686.39**



Children's protective services 2023

- Children in substitute and follow-up care **102**
- Child care service for children with major care needs **133**
- Support person service for children with major care needs **176**
- Children in shelters **78**
- Families who received the counselling service for children and families **554**

Recipients of welfare services 2023

- Sign language interpreting service **119**
- General welfare service **1,070**
- Home delivery of hot food **104**
- Social transport **1,294**
- Day centre service **5,481**
- Personal assistant service **58**
- Support group service for elderly people on their own **125**
- Support person service for people with intellectual disabilities **2**
- Support service for coping with everyday life **235**
- Personal alarm service **33**
- Guardianship organisation service **258**
- Total 8,779**



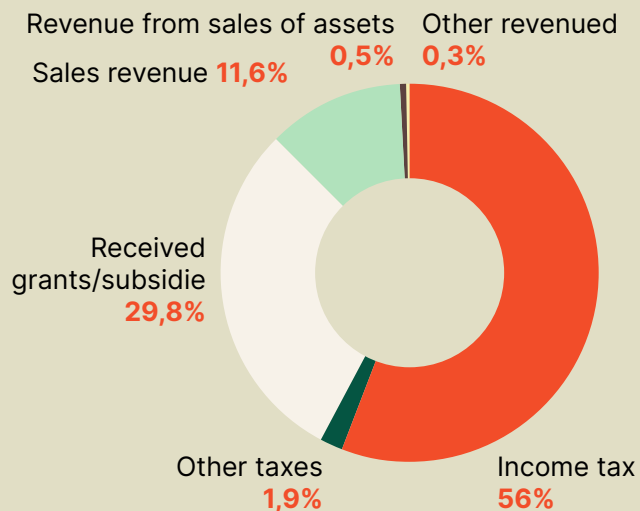
Photo: Mana Kaasik



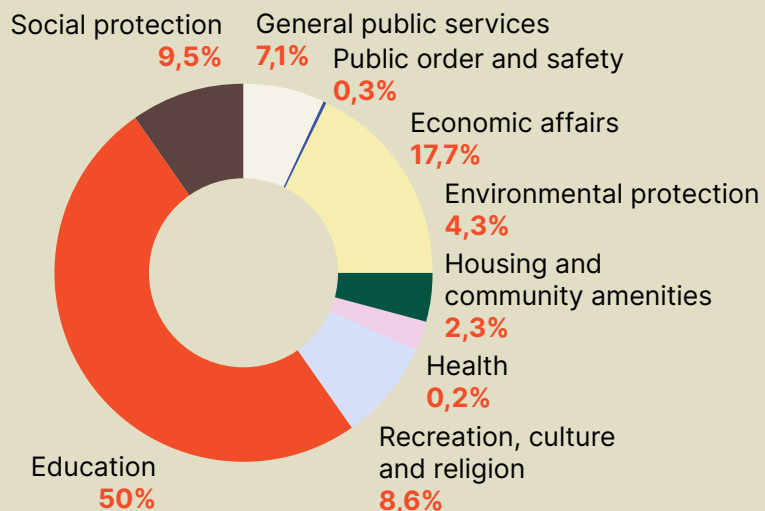
Photo: Evelin Lumi

City of Tartu budget for 2024 (305.3 million euro)

Revenue



Expenditures



Tartu's participative budgeting (200,000 euro)

Submitted ideas **52**

Voted ideas **22**

Voters **5,380**

Votes **10,300**

Winning ideas

Outdoor area of Tamme School encouraging exercise

Drinking water fountains on Tartu streets



Photo: Timo Arbeiter

Tartu City Council

31.12.2023

City Council members **49**

Tartu City Youth Council (14-20 year olds) **16**

Tartu City Government

31.12.2023

City Government members (mayor and the deputies) **6**

Departments **15**

Employees **359**

Tartu's twin towns and partner towns

● Tartu's twin towns 15

Veszprém in Hungary
Kaunas in Lithuania
Frederiksberg in Denmark
Uppsala in Sweden
Zutphen and Deventer in the Netherlands
Hämeenlinna, Tampere and Turku in Finland
Hafnarfjörður in Iceland
Bærum in Norway
Lüneburg in Germany
Ferrara in Italy
Salisbury in the US
Riga in Latvia

● Tartu's partner towns 5

Aegina in Greece
Siena in Italy
Ningbo in China
Gaziantep in Turkey
Khuthaisi in Georgia



Photo: Tarmo Haud

Information Centre of Tartu

- ☎ 1789
- ✉ lv@tartu.ee
- 🌐 www.tartu.ee
- 📍 Town Hall, 50089 Tartu, Estonia

