



city of good thoughts

TARTU

IN FIGURES

2018/2019



Symbols



Coat of arms of Tartu



Flag of Tartu



Logo of Tartu



Tartu City Day – June 29

Tartu is the second largest city in Estonia

Tartu first mentioned in written sources	1,030
Length of the Emajõgi River in Tartu	10 km
Highest point above sea level	79 m
Area	153.99 km ²

Tartu City Council 1.01.2019

City Council members	49
----------------------	----

Tartu City Government 1.01.2019

City Government members (mayor and the deputies)	6
Departments	10
Employees	343



Population

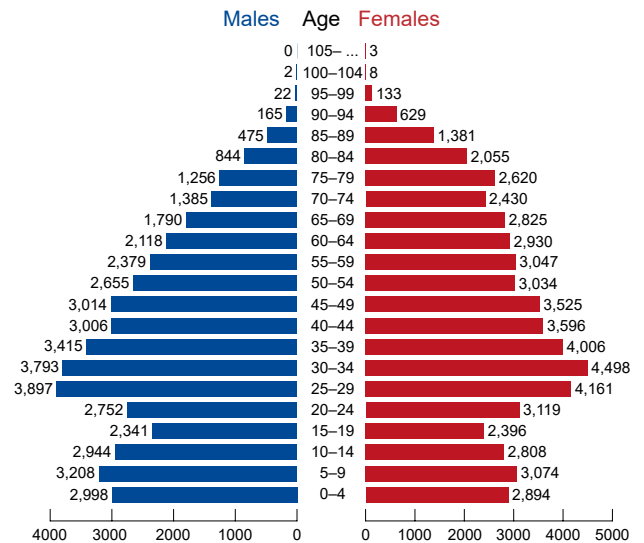
Number of inhabitants in Population Registry

1.01.2019	99,631
1.01.2018	99,401
1.01.2017	96,904
Population density, persons per sq km	647

Natural increase in 2018


Number of live births	1,157
Number of deaths	1,005
Natural increase	+152

Population by age and gender 1.01.2019



Ethnic composition 1.01.2019

- Estonians 78%
- Russians 14%
- Other nationalities 8%



Entrepreneurship 1.01.2019

Sole proprietors	1,933
Private limited companies	13,856
Public limited companies	235
Other commercial undertakings	859
Branches of foreign companies	19
Total	16,902

Labour market in 2018

Number of unemployed persons in the year	5,688
Unemployment rate	3,9%
Vacancies	5,007
Number of entrepreneurs getting start-up support	42

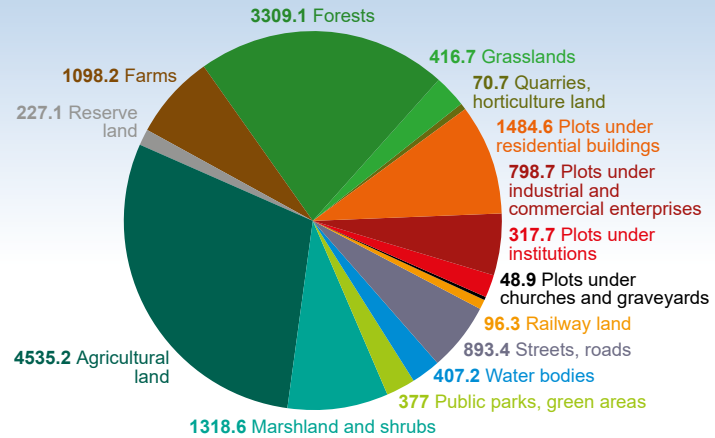
Tourism in 2018

Visitors to the Tartu Information Centre	23,010
among them foreigners	77%
Number of accommodation establishments	49
number of beds	2,885
number of hotels	15
number of beds	1,907
Overnight stays	301,994
among them foreigners	45%



Urban land usage (ha) 1.01.2019

Total	15,399.4
Proportion of land under taxation in the city area	85.9%



Residential construction in 2018

Issued building permits for construction of new homes	96
---	----



Communications in 2018

Number of streets	487
Total length of streets (km)	358
Number of motorcars	45,314
among them private	34,974
Number of buses	376
among them private	32
Number of vans and lorries	7,090
among them private	1,607
Number of motorcycles	1,901
Number of trailers	7,878

Number of traffic accidents with human victims	74
incl. those caused by drunk drivers	23
Number of persons killed	-
Number of persons injured	82

Municipal traffic	
number of bus lines	16
total length of bus lines (km)	408
number of bus stops	285
incl. those with waiting pavilions	201
number of taxis	419

Length of piped water supply (km)	368
Length of the sewage disposal system (km)	401



Education 10.09.2018

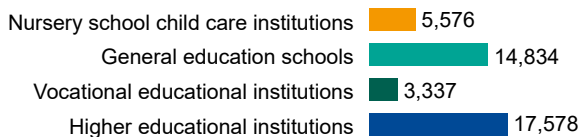
Nursery school child care institutions	42
among them private	12
Number of children	5,576

General education schools	Schools	Pupils
Number of basic schools	13	7,964
Number of basic and upper secondary schools	2	1,885
Number of upper secondary schools	5	2,710
Number of schools for children with special needs	5	814
Number of private schools	6	1,461
Total	31	14,834

Vocational education institutions	Schools	Pupils
Educational institutions	4	3,337

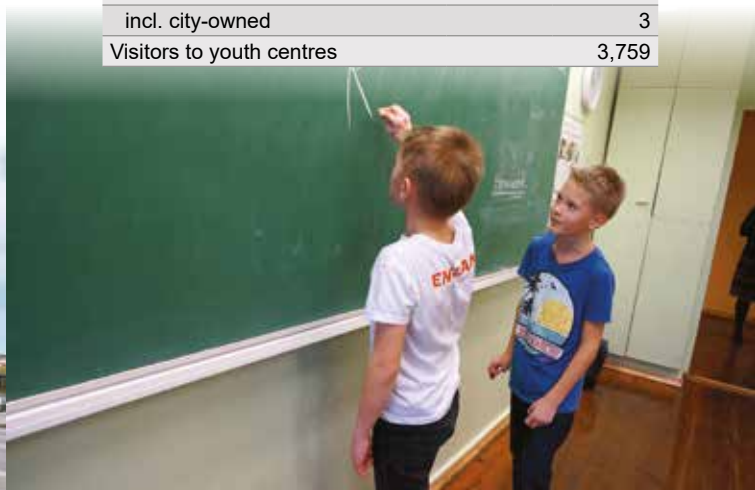
Higher educational institutions	Schools	Pupils
Educational institutions	8	17,578

Number of students



Youth activities in 2018

Youth centres	5
incl. city-owned	3
Visitors to youth centres	3,759



Culture in 2018

Number of theatre halls	9
number of seats	1,957
number of visits	159,129
Number of cinema halls	14
number of seats	1,921
number of visits	681,331
Number of museums (including the popular science centre AHHA)	16
number of visits	804,113
Number of public libraries	4
number of visits	552,972

Sports in 2018

Number of sports clubs	189
incl. those for young people	63
club members	13,039
Number of gymnasiums	62
Number of stadiums	10
Number of indoor swimming pools	7

Medical care in 2018

University of Tartu Clinics	1
number of hospital beds	943
Institutions of family medicine	46
Number of pharmacies	45
Tartu Ambulance Service	1

Social aid in 2018

Regional centres	4
Child welfare establishments	4
Adult welfare establishments	7
Number of elderly and handicapped persons undergoing home care	391

Social insurance 2018

Pensions

Number of persons receiving old-age pension	18,977
Number of persons receiving pension for full length of service required	116
Number of persons receiving pension for incapacity for work	2,179
Number of persons receiving national pension	197
Number of pension recipients on other legal grounds	556
Total	22,025

Family benefits

Child allowance recipients	
with one child	6,304
with two children	4,790
with three or more children	1,685
Single-parent child allowance recipients	881
Recipients of ward/foster care child allowance	51
Childbirth allowance recipients	1,112

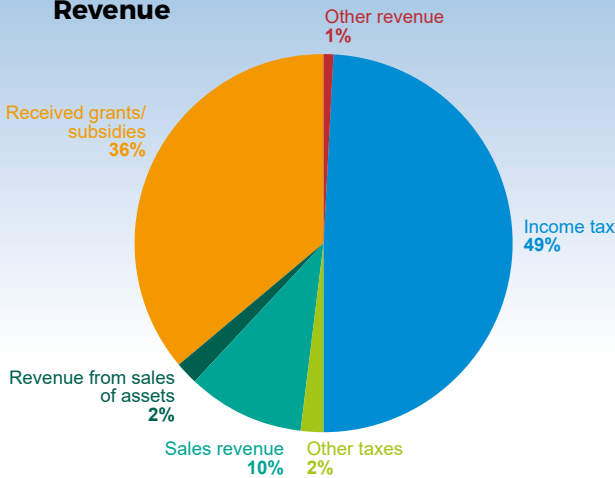
Handicapped benefits

Recipients of handicapped child allowance	1,235
Recipients of handicapped allowance for a person aged 16 and over	13,186
Recipients of handicapped parent allowance	141

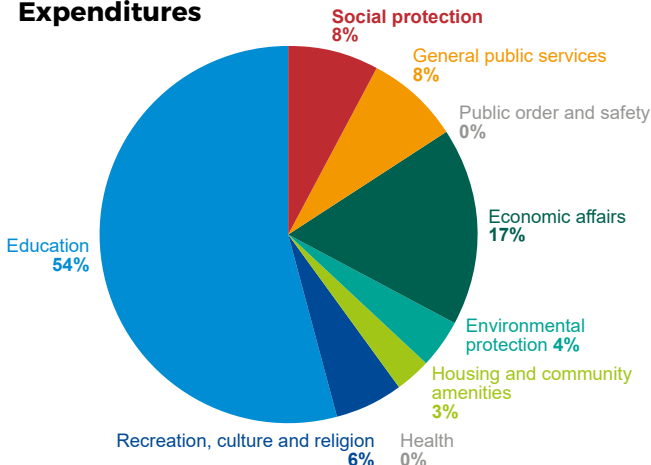


City of Tartu budget for 2019 (192 million euro)

Revenue



Expenditures



Tartu's participative budgeting (200,000 EUR)

Submitted ideas	57
Voted ideas	25
Voters	5,291
Votes	10,318

Winning ideas: Construction of a calm traffic area at the Tartu Kesklinna Kool, to inspire movement, and the renovation of the Annelinn sports ground.

The people voted in October 2018 and the ideas will be implemented during 2019.

Tartu's twin towns and partner towns

Twin towns	16
Veszprém in Hungary	
Kaunas in Lithuania	
Frederiksberg in Denmark	
Uppsala in Sweden	
Zutphen and Deventer in the Netherlands	
Hämeenlinna, Tampere and Turku in Finland	
Hafnarfjörður in Iceland	
Bærum in Norway	
Lüneburg in Germany	
Ferrara in Italy	
Salisbury in the US	
Pskov in Russia	
Riga in Latvia	

Partner towns	6
St. Petersburg in Russia	
Aegina in Greece	
Siena in Italy	
Ningbo in China	
Gaziantep in Turkey	
Kutaisi in Georgia	





INFORMATION CENTRE OF TARTU

Town Hall, 50089 Tartu, Estonia

Phone +372 736 1101, e-mail: Lv@raad.tartu.ee

www.tartu.ee



Issued by the Department of Public Relations of the City Government of Tartu
Photos: Kerly Ilves, Joonas Sisask, Tiit Grihin, Ove Maidla

Printed in July 2019