

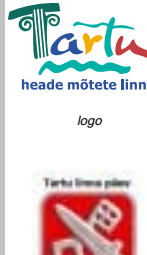
Symbols



Arms of Tartu



Flag of Tartu



Logo

Tartu City Day June 29
XXV International Hanseatic Days
30.06.-3.07.2005 in Tartu

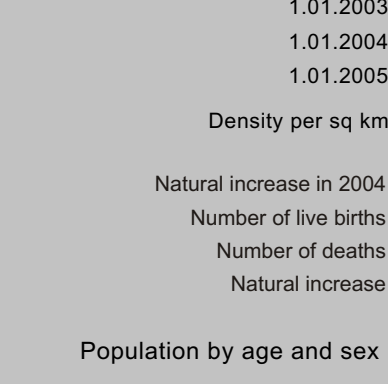


Tartu is the second largest city in Estonia
Tartu first mentioned in written 1030
The length of the River Emajõgi in Tartu is 10 km
Highest point above sea level 79 m
Area 38.8 km²


Weather in 2004

Air temperature	
absolute minimum temperature - February	-21,6 °C
absolute maximum temperature - August	+28,7 °C
Precipitation	748 mm
Number of rainy days	198
Number of sunshine hours	1,487
Average relative humidity	80%

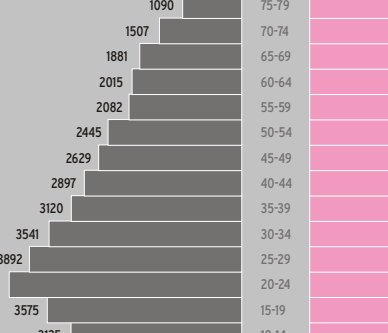
Average monthly air temperature °C



Amount of precipitation in mm



Number of sunshine hours



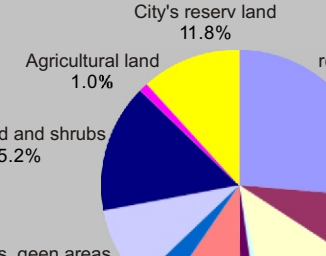
Population

Number of inhabitants (according to Inhabitants' Registry Office)	
1.01.2002	99,151
1.01.2003	100,912
1.01.2004	100,482
1.01.2005	100,872
Density per sq km	2,600
Natural increase in 2004	
Number of live births	1294
Number of deaths	1094
Natural increase	200

Population by age and sex 1.01.2005



Ethnic composition 1.01.2005



Entrepreneurship 1.01.2005

Sole proprietors	761
Partnerships	4,757
Joint-stock companies	452
Other commercial undertakings	62
Branches of foreign companies	17
Total	6,054

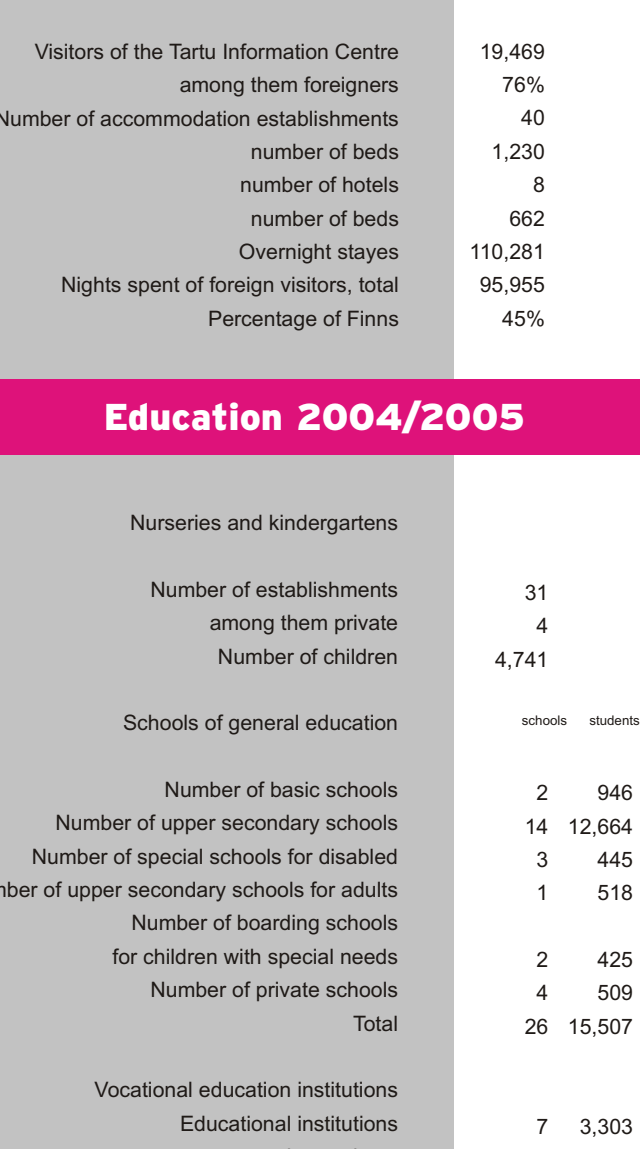
Retail trade and catering 1.01.2005

Number of stores of industrial goods	842
Number of groceries	93
Number of general stores	49
Number of catering establishments	200
number of seats	12,229

Labour market in 2004

Number of unemployed job-seekers	4,822
Vacancies	2,044
Number of beginners-entrepreneurs getting starting support	19

Land use (ha) 1.01.2005



Construction of dwelling-houses in 2004

New houses (including private buildings) with useful floor space (m ²)	80
	43,941

Communications in 2004

Number of streets	433
Total length of streets (km)	328
Number of motorcars	29,569
among them private	25,022
Number of buses	327
among them private	66
Number of vans and lorries	4,610
among them private	1,662
Number of motorcycles	566
Number of trailers	3,126
Number of traffic accidents incl. those caused by drunk drivers	204
Number of persons killed	10
Number of persons injured	2
Municipal traffic	
number of bus lines	25
number of busstops incl. those with waiting pavilions	256
total length of bus lines (km)	135
number of taxis	489
number of taxi-drivers	432
Length of piped water supply (km)	485
Length of the sewage disposal system (km)	224
	243

Tourism in 2004

Visitors of the Tartu Information Centre among them foreigners	19,469
Number of accommodation establishments	76%
number of beds	40
number of hotels	1,230
number of beds	8
Overnight stays	662
Nights spent of foreign visitors, total	110,281
Percentage of Finns	95,955
	45%

Education 2004/2005

Nurseries and kindergartens		
Number of establishments	31	
among them private	4	
Number of children	4,741	
Schools of general education		
Number of basic schools	2	946
Number of upper secondary schools	14	12,664
Number of special schools for disabled	3	445
Number of upper secondary schools for adults	1	518
Number of boarding schools for children with special needs	2	425
Number of private schools	4	509
Total	26	15,507
Vocational education institutions		
Educational institutions	7	3,303
among them private	2	44
Higher educational institutions		
Educational institutions	11	22,372
among them private	4	1,220
Nurseries and kindergartens	4741	
Schools of general education	15,507	
Vocational education institutions	3303	
Higher educational institutions	22,372	
Number of hobby schools among them private	8	1,558
	5	763

Culture in 2004

Number of theatre halls	4
number of seats	1,390
number of attendances	156,900
Number of cinema halls	3
number of seats	508
number of attendances	136,200
Number of museums	18
number of visitors	237,000
Number of public libraries	4
number of visits	572,500
Number of congregations	25

Sports in 2005

Number of sports clubs incl. those for young people	162
Club members	52
Number of private physical training schools	6,694
Number of gymnasiums	2
Number of stadiums	49
Number of swimming-pools	6
Number of ice-skating fields	5
	7

Youth activities 2005

Hobby clubs for young people	30
number of members	1,742
Youth organisations	24
number of members	2,250
Youth centres	8
Municipal youth agencies	2

Medical care in 2004

Tartu University Clinics	1
Institutions of family medicine	32
Private specialized medical institutions	23
Private dental care institutions	44
Tartu Ambulance Service	1
Physicians	792
including dentists	147
Nursing staff	1,301
Number of hospital beds	1,301
Average duration of treatment in days	942
	6.3

Social aid in 2005

Regional centres	5
Child welfare establishments	6
Adult welfare establishments	7
The number of elderly and handicapped under home care	285

Social insurance 1.01.2005

Number of old-age pensioners	20,110
Number of persons receiving pension for full length of service required	88
Number of persons receiving pension for incapacity for work	4,473
Number of persons receiving survivor's pension	894
Number of persons receiving national pension	719
Other	78
Total	26,362

City of Tartu budget for 2005

Revenue

Expenditures

Tartu City Council in 2005

Councillors	49
Reform Party	23
Pro Patria Coalition Party	9
Res Publica	8
Centre Party	6
Estonian Social Democratic Party	3

Tartu City Government in 2005

Members of City Government	6
Departments	9
Employees	299