

# Tartu in figures 2006

Tartu

city of good thoughts



## Sümbolid



Arms of Tartu



Flag of Tartu



Logo of Tartu



Tartu City Day – June 29

Tartu is the second largest city in Estonia  
 Tartu first mentioned in written  
 The length of the River Emajõgi in Tartu is  
 Highest point above sea level  
 Area

1030  
 10 km  
 79 m  
 38.8 km<sup>2</sup>

## Weather in 2005

Air temperature

absolute minimum temperature - March

absolute maximum temperature - July

Precipitation

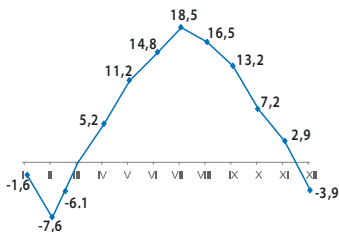
Number of rainy days

Number of sunshine hours

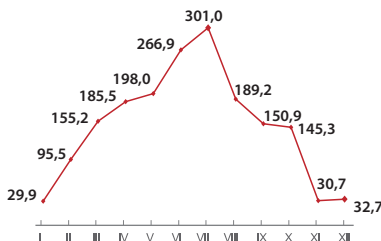
Average relative humidity

-24,5 °C  
 +30,0 °C  
 604 mm  
 168  
 1,781  
 77%

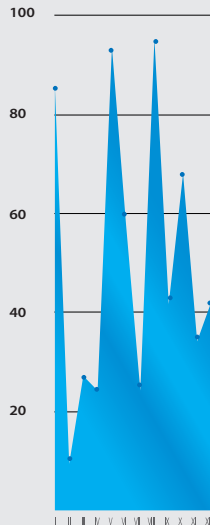
Average monthly air temperature °C



Number of sunshine hours



Amount of precipitation in mm



## Population

### Number of inhabitants

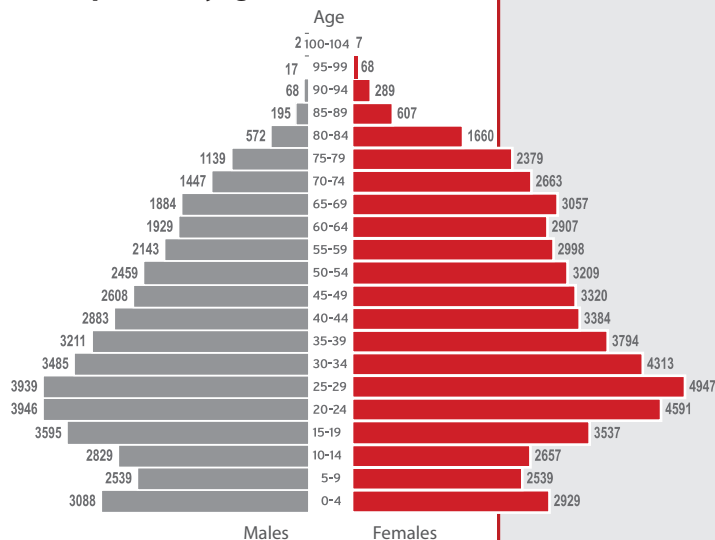
(according to Inhabitants' Registry Office)

1.01.2003	100,912
1.01.2004	100,482
1.01.2005	100,872
1.01.2006	99,882
Density per sq km	2,577

### Natural increase in 2005

Number of live births	1,327
Number of deaths	1,061
Natural increase	266

### Population by age and sex 1.01.2006



### Ethnic composition 1.01.2006

Other nations 4%



Estonians 79%

## Entrepreneurship 1.01.2006

Sole proprietors	781
Partnerships	5,190
Joint-stock companies	437
Other commercial undertakings	69
Branches of foreign companies	15
<b>Total</b>	<b>6,492</b>

## Retail trade and catering 1.01.2006

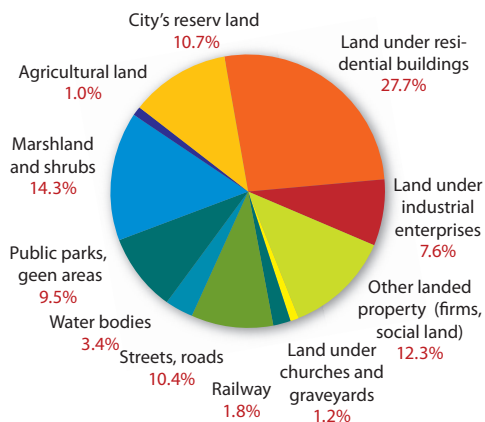
Number of stores of industrial goods	948
Number of groceries	77
Number of general stores	65
Number of catering establishments	204
number of seats	12,854

## Labour market in 2005

Number of unemployed job-seekers	4,677
Vacancies	2,688
Number of beginners-entrepreneurs getting starting support	9



## Land usage (ha) 1.01.2006



	ha
Land under residential buildings	1,075.6
Land under industrial enterprises	293.6
Other landed property (firms, social land)	478.6
Land under churches and graveyards	49.2
Railway	70.6
Streets, roads	402.5
Water bodies	131.9
Public parks, geen areas	367.8
Marshland and shrubs	553.3
Agricultural land	39.9
City's reserv land	417.0
<b>Total</b>	<b>3,880.0</b>
Land under taxation	65.5%

## Construction of dwelling-houses in 2005

New houses (including private buildings)	128
number of dwellings	336
with useful floor space (m <sup>2</sup> )	66,075





## Communications in 2005

Number of streets	454
Total length of streets (km)	328
Number of motorcars	29,962
among them private	24,963
Number of buses	304
among them private	59
Number of vans and lorries	4,496
among them private	1,500
Number of motorcycles	600
Number of trailers	3,368
Number of traffic accidents	204
incl. those caused by drunk drivers	14
Number of persons killed	3
Number of persons injured	229
<b>Municipal traffic</b>	
number of bus lines	24
number of busstops	263
incl. those with waiting pavilions	155
total length of bus lines (km)	455
number of taxis	426
number of taxi-drivers	487
Length of piped water supply (km)	229
Length of the sewage disposal system (km)	253

## Tourism in 2005

Visitors of the Tartu Information Centre	29,011
among them foreigners	75%
Number of accommodation establishments	52
number of beds	1,341
number of hotels	9
number of beds	714
Overnight stays	119,173
Nights spent of foreign visitors, total	113,892
Percentage of Finn	42%

## Education 2005/2006

<b>Nurseries and kindergartens</b>		
Number of establishments	31	
among them private	4	
Number of children	4,776	
<b>Schools of general education</b>		
	schools	students
Number of basic schools	2	909
Number of basic and upper secondary schools	14	12,150
Number of upper secondary schools	1	536
Number of SEN schools	5	829
Number of private schools	5	511
Total	27	14,935
<b>Vocational education institutions</b>		
Educational institutions	6	3,588
among them private	1	42
<b>Higher educational institutions</b>		
Educational institutions	11	21,695
among them private	4	859
<b>Number of students</b>		
Nurseries and kindergartens		4,776
Schools of general education		14,935
Vocational education institutions		3,588
Higher educational institutions		21,695

Hobby schools	8	1,633
among them private	5	838

## Youth activities 2006

Hobby clubs for young people	38
number of members	1,956
Youth organisations	16
number of members	799
Youth centres	7
Municipal youth agencies	2

## Culture in 2005

Number of theatre halls	3
number of seats	1,340
number of attendances	162,400
Number of cinema halls	3
number of seats	478
number of attendances	128,000
Number of museums	18
number of visitors	264,000
Number of public libraries	4
number of visits	643,700
Number of congregations	25

## Sports in 2006

Number of sports clubs	143
incl. those for young people	60
Club members	6,955
Number of private physical training schools	2
Number of gymnasiums	50
Number of stadiums	7
Number of swimming-pools	5
Number of ice-skating fields	7

## Medical care in 2005

Tartu University Clinics	1
Institutions of family medicine	32
Private specialized medical institutions	23
Private dental care institutions	46
Tartu Ambulance Service	1
Physicians	820
including dentists	151
Nursing staff	1,316
Number of hospital beds	944
Average duration of treatment in days	6.3

## Social aid in 2006

Regional centres	5
Child welfare establishments	7
Adult welfare establishments	8
The number of elderly and handicapped under home care	286



## Social insurance 2006

Number of old-age pensioners	20,034
Number of persons receiving pension for full length of service required	90
Number of persons receiving pension for incapacity for work	4,820
Number of persons receiving survivor's pension	842
Number of persons receiving national pension	610
Other	79
Total	26,475

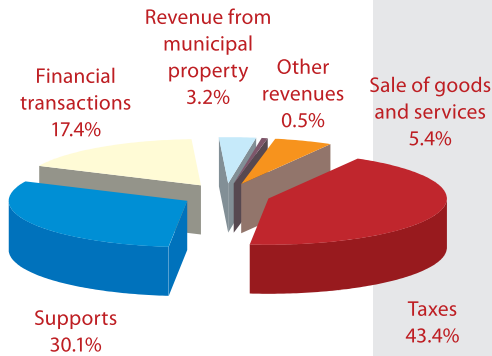


# City of Tartu budget for 2006

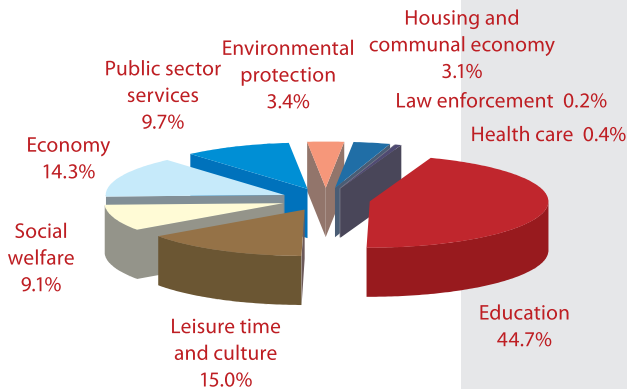
Local budget in 2006

1.36 billion crowns

## Breakdown of revenues in the budget for the year 2006



## Breakdown of expenditures in the budget for the year 2006



# Tartu City Council in 2006

Councillors	49
Reform Party	19
Pro Patria Coalition Party	9
Centre Party	8
Social Democratic Party	6
Estonian People's Union	4
Res Publica	3

# Tartu City Government in 2006

Members of City Government	6
Departments	10
Employees	304.5





[www.tartu.ee](http://www.tartu.ee)

Tartu City Council and Tartu City Government  
Information Office, Town Hall,  
phone +372 736 1101  
e-mail [Lv@raad.tartu.ee](mailto:Lv@raad.tartu.ee)

Issued by the Information and PR Service of the  
Tartu City Government  
Photos: Kerly Ilves, Malev Toom

Printed by Triip

