

Tartu in figures 2007



Symbols



Arms of Tartu



Flag of Tartu



Logo of Tartu



Tartu City Day – June 29

Tartu is the second largest city in Estonia
Tartu first mentioned in written
The length of the River Emajõgi in Tartu is
Highest point above sea level
Area

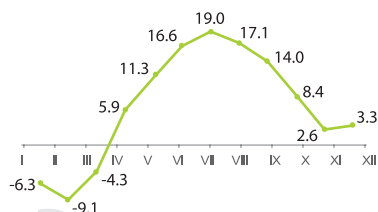
Weather in 2006

Air temperature
absolute minimum temperature - January
absolute maximum temperature - July
Precipitation
Number of rainy days
Number of sunshine hours
Average relative humidity

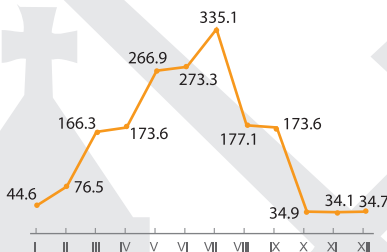
1030
10 km
79 m
38.8 km²

-29.3 °C
+34.2 °C
560 mm
178
1,791
77%

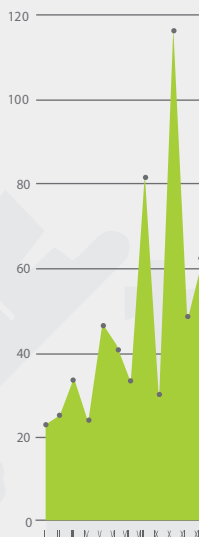
Average monthly air temperature °C



Number of sunshine hours



Amount of precipitation in mm



Population

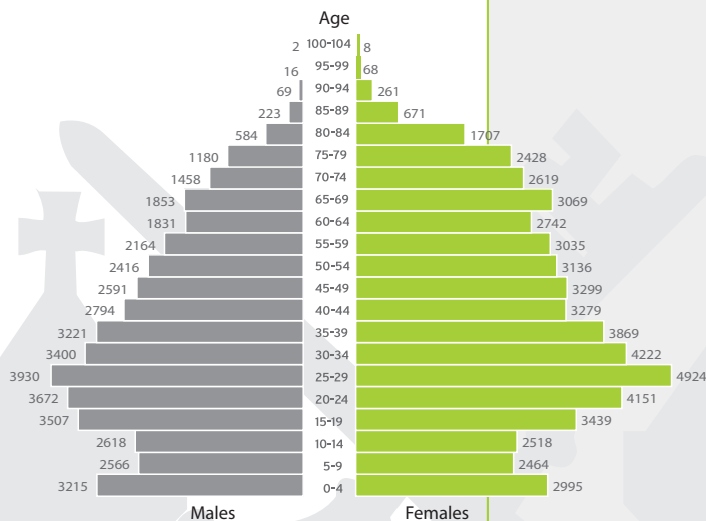
Number of inhabitants (according to Inhabitants' Registry Office)

1.01.2005	100,872
1.01.2006	99,882
1.01.2007	98,214
Density per sq km	2,531

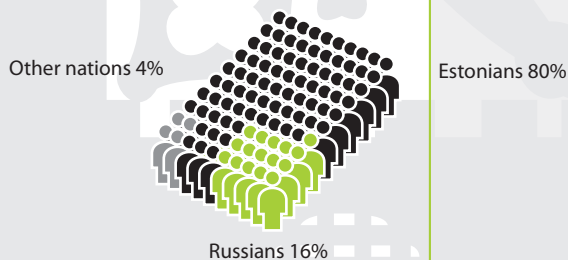
Natural increase in 2006

Number of live births	1,313
Number of deaths	1,069
Natural increase	244

Population by age and sex 1.01.2007



Ethnic composition 1.01.2007



Entrepreneurship 1.01.2007

Sole proprietors	820
Private limited company	6,006
Public limited company	425
Other commercial undertakings	73
Branches of foreign companies	16
Total	7,340

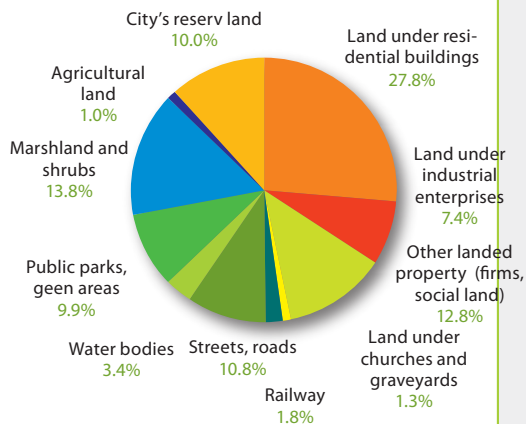
Retail trade and catering 1.01.2007

Number of stores of industrial goods	935
Number of groceries	61
Number of general stores	68
Number of catering establishments	212
number of seats	13,564

Labour market in 2006

Number of unemployed job-seekers	2,879
Vacancies	3,188
Number of beginners-entrepreneurs getting starting support	27

Land usage (ha) 1.01.2007



	ha
Land under residential buildings	1,078.3
Land under industrial enterprises	288.5
Other landed property (firms, social land)	494.8
Land under churches and graveyards	49.2
Railway	70.4
Streets, roads	420.1
Water bodies	131.9
Public parks, geen areas	383.6
Marshland and shrubs	535.0
Agricultural land	39.1
City's reserv land	389.1
Total	3,880.0

Land under taxation **63.4%**

Construction of dwelling-houses in 2006

New houses (including private buildings)	81
number of dwellings with useful floor space (m ²)	980
	59,752

Communications in 2006

Number of streets	461
Total length of streets (km)	332
Number of motorcars	32,129
among them private	25,940
Number of buses	474
among them private	60
Number of vans and lorries	4,714
among them private	1,423
Number of motorcycles	694
Number of trailers	3,764
Number of traffic accidents	169
incl. those caused by drunk drivers	10
Number of persons killed	2
Number of persons injured	201
Municipal traffic	
number of bus lines	25
number of busstops	265
incl. those with waiting pavilions	162
total length of bus lines (km)	476
number of taxis	438
number of taxi-drivers	463
Length of piped water supply (km)	251
Length of the sewage disposal system (km)	281

Tourism in 2006

Visitors of the Tartu Information Centre	16,966
among them foreigners	72%
Number of accommodation establishments	54
number of beds	1,360
number of hotels	10
number of beds	781
Overnight stays	130,711
Nights spent of foreign visitors, total	113,027
Percentage of Finns	40%

Education 10.09.2006

Nurseries and kindergartens			
Number of establishments		33	
among them private		5	
Number of children		4,989	
Schools of general education			
	schools		students
Number of basic schools	2		856
Number of basic and upper secondary schools	14		11,459
Number of upper secondary schools	1		538
Number of SEN schools	5		834
Number of private schools	5		500
Total	27		14,187

Vocational education institutions

Educational institutions	5	3,637
among them private	1	62

Higher educational institutions

Educational institutions	11	21,697
among them private	4	792

Number of students

Nurseries and kindergartens	4,989
Schools of general education	14,187
Vocational education institutions	3,637
Higher educational institutions	21,697

Hobby schools	9	1,661
among them private	6	866

Youth activities 2007

Hobby clubs for young people	49
number of members	3,009
Youth organisations	15
number of members	1,201
Youth centres	9
Municipal youth agencies	2

Culture in 2006

Number of theatre halls	3
number of seats	1,340
number of attendances	158,500
Number of cinema halls	3
number of seats	478
number of attendances	186,000
Number of museums	16
number of visitors	259,000
Number of public libraries	4
number of visits	631,300
Number of congregations	25

Sports in 2007

Number of sports clubs	149
incl. those for young people	56
Club members	6,945
Number of private physical training schools	2
Number of gymnasiums	53
Number of stadiums	14
Number of swimming-pools	5
Number of ice-skating fields	8

Medical care in 2006

Tartu University Clinics	1
Institutions of family medicine	32
Private specialized medical institutions	25
Private dental care institutions	44
Tartu Ambulance Service	1
Physicians	830
including dentists	160
Nursing staff	1,305
Number of hospital beds	944
Average duration of treatment in days	6.1

Social aid in 2007

Regional centres	5
Child welfare establishments	7
Adult welfare establishments	8
The number of elderly and handicapped under home care	291

Social insurance 1.01.2007

Number of old-age pensioners	19,717
Number of persons receiving pension for full length of service required	88
Number of persons receiving pension for incapacity for work	5,033
Number of persons receiving survivor's pension	793
Number of persons receiving national pension	563
Other	85
Total	26,279



Local budget in 2007

1.66 billion crowns

Members of City Government

6

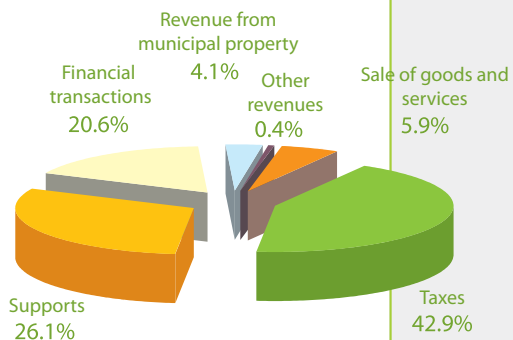
Departments

11

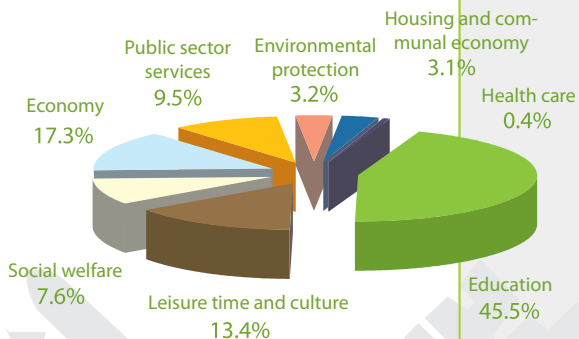
Employees


309.5

Breakdown of revenues in the budget for the year 2007



Breakdown of expenditures in the budget for the year 2007





Tartu City Council and Tartu City Government
Information Office, Town Hall, phone +372 736 1101
e-mail Lv@raad.tartu.ee
www.tartu.ee

Issued by the Information and PR Service of the Tartu
City Government

Signed for publication on 3 of April 2007

Photos: Kerly Ilves, Malev Toom, Lenne-Ann Savila

Printed by Triip

