



Tartu in Figures 2009

Symbols

Tartu is the second largest city in Estonia
 Tartu first mentioned in written 1030
 The length of the River Emajõgi in Tartu is 10 km
 Highest point above sea level 79 m
 Area 38.8 km²



Arms of Tartu



Logo of Tartu



Flag of Tartu

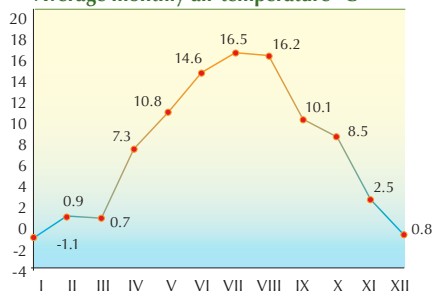


Tartu City Day –
June 29

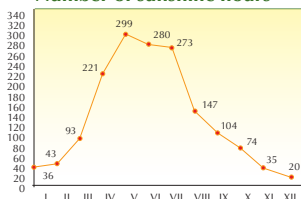
Weather in 2008

Air temperature
 absolute minimum temperature - January -16.8 °C
 absolute maximum temperature - August +28.6 °C
 Precipitation 875 mm
 Number of rainy days 228
 Number of sunshine hours 1,625
 Average relative humidity 82%

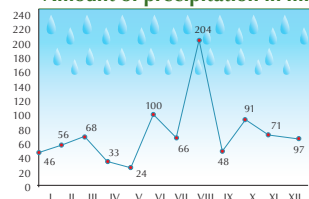
Average monthly air temperature °C



Number of sunshine hours



Amount of precipitation in mm



Population

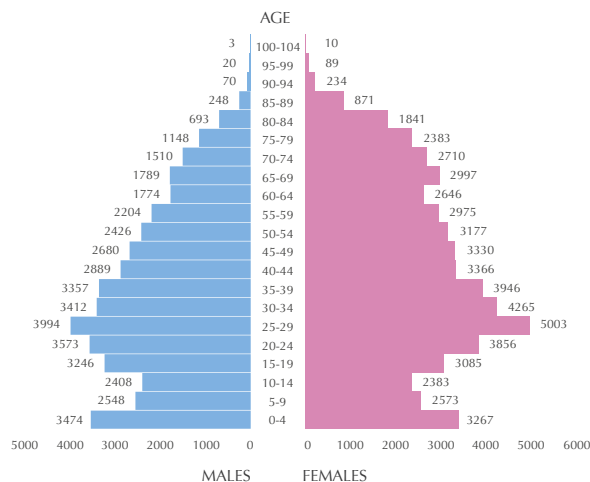
Number of inhabitants in Population Registry

1.01.2009	98,473
1.01.2008	98,696
1.01.2007	98,214
Density per sq km	2,538

Natural increase in 2008

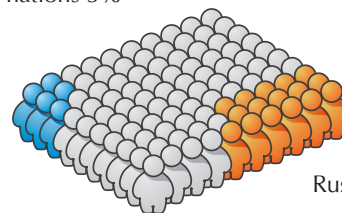
Number of live births	1,484
Number of deaths	1,067
Natural increase	417

Population by age and sex 1.01.2009



Ethnic composition 1.01.2009

Other nations 5%



Estonians 79%

Russians 16%

Entrepreneurship 1.01.2009

Sole proprietors	811
Private limited company	72,530
Public limited company	398
Other commercial undertakings	84
Branches of foreign companies	15
Total	8,561

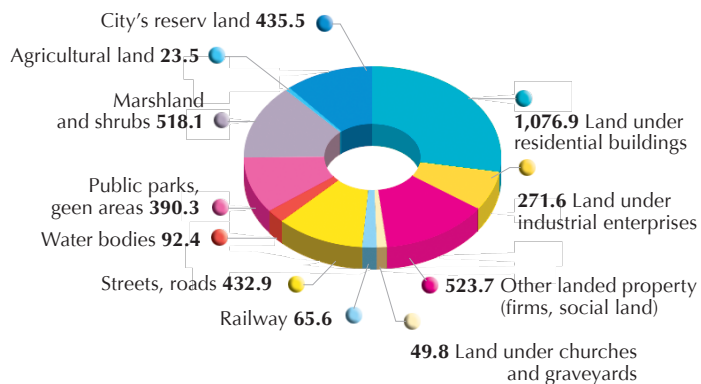
Retail trade and catering 1.01.2009

Number of stores of industrial goods	1,015
Number of groceries and general stores	132
Number of chemist's shops	46
Number of catering establishments	239
number of seats	13,788

Labour market in 2008

Number of unemployed job-seekers	4,504
Vacancies	920
Number of beginners-entrepreneurs getting starting support	17

Land usage (ha) 1.01.2009



Total	3,880.0
Land under taxation	61%

Construction of dwelling-houses in 2008

New houses (including private buildings)	65
number of dwellings	292
with useful floor space (m ²)	35,104



Communications in 2008

Number of streets	463
Total length of streets (km)	332
Number of motorcars	34,402
among them private	23,898
Number of buses	553
among them private	23
Number of vans and lorries	5,955
among them private	991
Number of motorcycles	1,013
Number of trailers	5,022
Number of traffic accidents	152
incl. those caused by drunk drivers	9
Number of persons killed	3
Number of persons injured	163

Municipal traffic

number of bus lines	28
total length of bus lines (km)	562
number of busstops	272
incl. those with waiting pavilions	164
number of taxis	483
number of taxi-drivers	492
Length of piped water supply (km)	305
Length of the sewage disposal system (km)	335

Tourism in 2008

Visitors of the Tartu Information Centre	15,815
among them foreigners	74%
Number of accommodation establishments	53
number of beds	1,831
number of hotels	12
number of beds	1,257
Overnight stays	151,096
Nights spent of foreign visitors, total	125,668
Percentage of Finns	38%

Education 10.09.2008

Nurseries and kindergartens

Number of establishments	35
among them private	6
Number of children	5,065

Schools of general education

	schools	students
Number of basic schools	2	790
Number of basic and upper secondary schools	13	10,638
Number of upper secondary schools	1	532
Number of SEN schools	5	829
Number of private schools	5	619
Total	26	13,408





Vocational education institutions

Educational institutions	5	3,708
among them private	1	101

Higher educational institutions

Educational institutions	11	22,045
among them private	3	657

Number of students

nurseries and kindergartens		5,065
Schools of general education		13,408
Vocational education institutions		3,708
Higher educational institutions		22,045

Hobby schools	10	1,724
among them private	7	929

Youth activities 2009

Hobby clubs for young people	32
number of members	1,936
Youth organisations	15
number of members	1,223
Youth centres	8
Municipal youth agencies	2

Culture in 2008

Number of theatre halls	4
number of seats	1,490
number of attendances	157,000
Number of cinema halls	8
number of seats	1,271
number of attendances	292,800
Number of museums	17
number of visitors	290,000
Number of public libraries	4
number of visits	615,000

Sports in 2009

Number of sports clubs	161
incl. those for young people	54
club members	6,652
Number of private physical Training schools	2
Number of gymnasiums	57
Number of stadiums	14
Number of swimming-pools	6
Number of ice-skating fields	2

Medical care in 2008

Tartu University Clinics	1
Number of hospital beds	941
Average duration of treatment in days	6.1
Institutions of family medicine	33
Private specialized medical institutions	31
Private dental care institutions	45
Tartu Ambulance Service	1
Physicians	961
including dentists	161
Nursing staff	1,440

Social aid in 2009

Regional centres	5
Child welfare establishments	7
Adult welfare establishments	8
The number of elderly and handicapped under home care	374

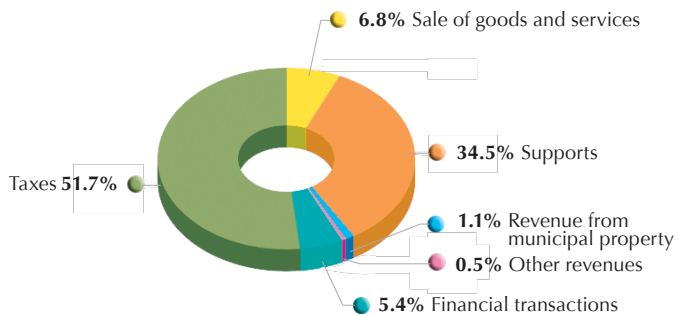
Social insurance 1.01.2009

Number of old-age pensioners	19,575
Number of persons receiving pension for full length of service required	81
Number of persons receiving pension for incapacity for work	5,495
Number of persons receiving survivor's pension	949
Number of persons receiving national pension	510
Other	100
Total	26,710

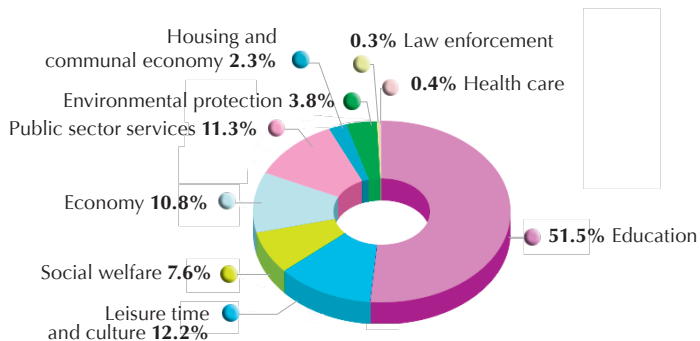


City of Tartu budget for 2009 (1.74 billion crowns)

Revenue:



Expenditures:



Members of City Government	6
Departments	11
Employees	311.5



Information Centre of Tartu

Phone +372 736 1101

e-mail: Lv@raad.tartu.ee

www.tartu.ee

Town Hall, 50089 Tartu, Estonia

Issued by the Information Service
of the Tartu City Government

Photos: Nelli Neevits, Pille-Riin Pregel, Lilian Lukka

Printed in March 2009