



Tartu in Figures 2010



Symbols



Tartu is the second largest city in Estonia

Tartu first mentioned in written

1030

The length of the River Emajõgi in Tartu is

10 km

Highest point above sea level

79 m

Area

38.8 km²



Arms of Tartu



Logo of Tartu



Flag of Tartu



Tartu City Day – June 29

Weather in 2009



Air temperature

absolute minimum temperature - December -22.9 °C

absolute maximum temperature - June +28.2 °C

Precipitation

804 mm

Number of rainy days

198

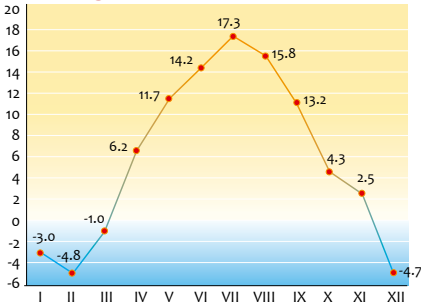
Number of sunshine hours

1665

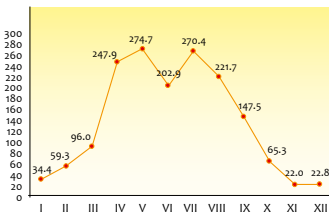
Average relative humidity

82%

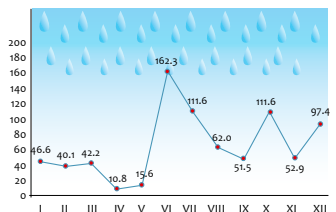
Average monthly air temperature °C



Number of sunshine hours



Amount of precipitation in mm



Population



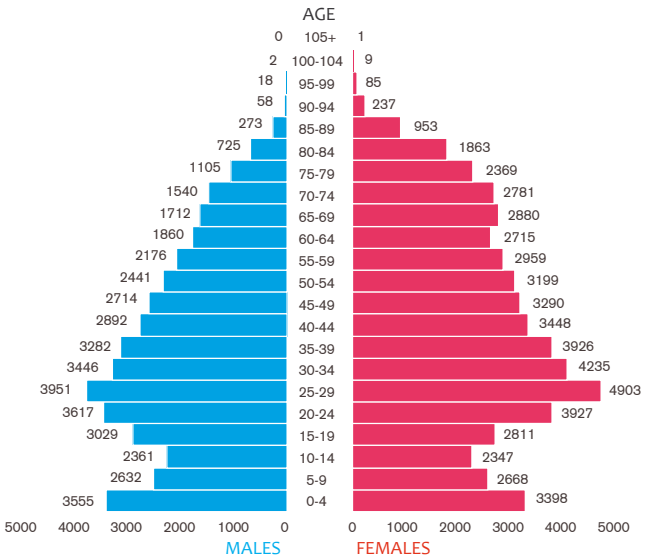
Number of inhabitants in Population Registry

1.01.2010	98 393
1.01.2009	98 473
1.01.2008	98 696
1.01.2007	98 214
Density per sq km	2535

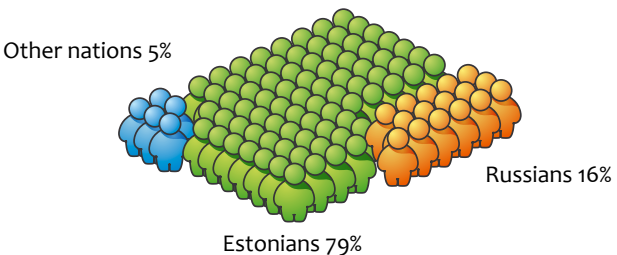
Natural increase in 2009

Number of live births	1500
Number of deaths	1029
Natural increase	471

Population by age and sex 1.01.2010



Ethnic composition 1.01.2010



Entrepreneurship 1.01.2010



Sole proprietors	1906
Private limited company	7640
Public limited company	382
Other commercial undertakings	104
Branches of foreign companies	15
Total	10 047

Retail trade and catering 1.01.2010




Number of stores of industrial goods	1035
Number of groceries and general stores	139
Number of chemist's shops	44
Number of catering establishments	249

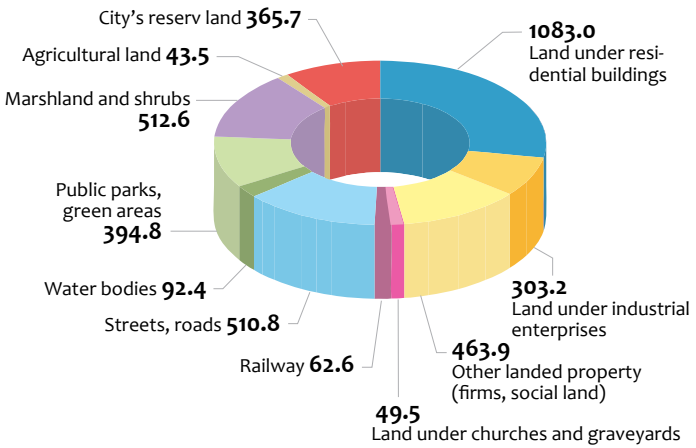
Labour market in 2009



Number of unemployed persons	10 123
Unemployment rate	11.7%
Vacancies	182
Number of beginners-entrepreneurs getting starting support	37



Land usage (ha) 1.01.2010



Total **3882.0**

Land under taxation 61%

Construction of dwelling-houses in 2009



New houses (including private buildings)	39
number of dwellings	57
with useful floor space (m ²)	14 809





Communications in 2009



Number of streets	463
Total length of streets (km)	333
Number of motorcars	33 736
among them private	24 050
Number of buses	468
among them private	21
Number of vans and lorries	5613
among them private	1011
Number of motorcycles	1035
Number of trailers	5059
Number of traffic accidents	144
incl. those caused by drunk drivers	7
Number of persons killed	2
Number of persons injured	155

Municipal traffic

number of bus lines	30
total length of bus lines (km)	601
number of busstops	275
incl. those with waiting pavilions	164
number of taxis	466
number of taxi-drivers	478

Length of piped water supply (km)	308
Length of the sewage disposal system (km)	339

Tourism in 2009



Visitors of the Tartu Information Centre	13 193
among them foreigners	72%
Number of accommodation establishments	57
number of beds	1820
Number of hotels	13
number of beds	1293
Overnight stays	130 799
among them foreigners	49%

Education 10.09.2009



Nurseries and kindergartens

Number of establishments	36
among them private	6
Number of children	5273

Schools of general education

	schools	students
Number of basic schools	2	770
Number of basic and upper secondary schools	13	10 484
Number of upper secondary schools	1	540
Number of SEN schools	5	836
Number of private schools	5	654
Total	26	13 284





Vocational education institutions

Educational institutions	5	4066
among them private	1	95

Higher educational institutions

Educational institutions	11	22 788
among them private	3	695

Number of students

Nurseries and kindergartens		5273
Schools of general education		13 284
Vocational education institutions		4066
Higher educational institutions		22 788

Hobby schools

	11	1834
among them private	8	1039

Youth activities 2010



Hobby clubs for young people	34
number of members	1947
Youth organisations	18
number of members	1568
Youth centres	3
Municipal youth agencies	2



Sports in 2010



Number of sports clubs	122
incl. those for young people	55
club members	6157
Number of gymnasiums	48
Number of stadiums	14
Number of swimming-pools	7
Number of ice-skating fields	4

Medical care in 2009



Tartu University Clinics	1
Number of hospital beds	935
Average duration of treatment in days	6.1
Institutions of family medicine	35
Private specialized medical institutions	29
Private dental care institutions	45
Tartu Ambulance Service	1
Physicians	924
including dentists	156
Nursing staff	1474

Social aid in 2010



Regional centres	5
Child welfare establishments	7
Adult welfare establishments	8
The number of elderly and handicapped under home care	325

Culture in 2009



Number of theatre halls	4
number of seats	1490
number of attendances	137 000
Number of cinema halls	8
number of seats	1271
number of attendances	410 500
Number of museums	17
number of visitors	390 000
Number of public libraries	4
number of visits	618 000

Social insurance 1.01.2010



Number of old-age pensioners	19 425
Number of persons receiving pension for full length of service required	77
Number of persons receiving pension for incapacity for work	5893
Number of persons receiving survivor's pension	665
Number of persons receiving national pension	420
Other	101
Total	26 581

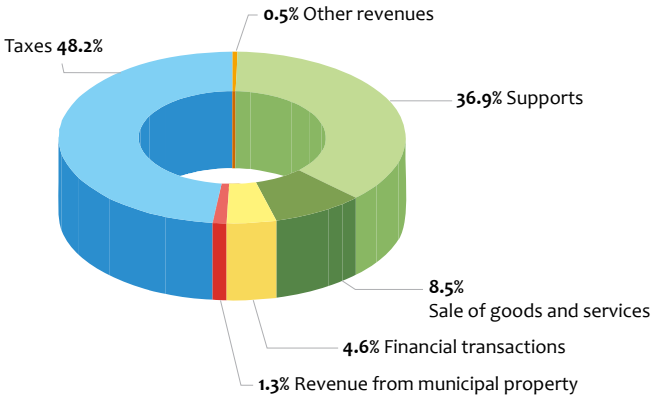


Local budget in 2010

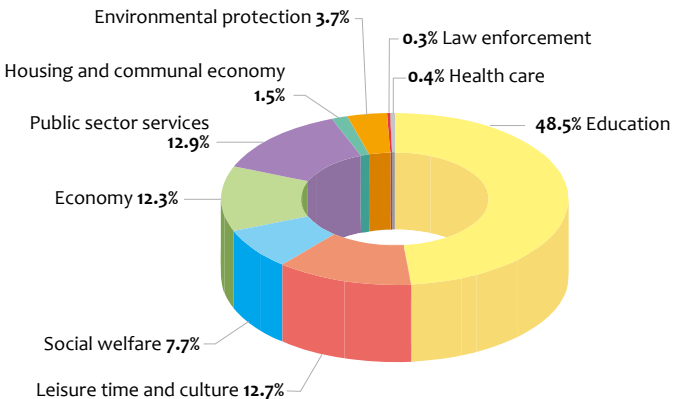


City of Tartu budget for 2010 (1.57 billion crowns)

Revenue:



Expenditures:



Members of City Government	6
Departments	11
Employees	290



Information Centre of Tartu

Phone +372 736 1101

e-mail: Lv@raad.tartu.ee

www.tartu.ee

Town Hall, 50089 Tartu, Estonia

Issued by the Information Service of the Tartu City Government

Photos: Meelis Lokk, Nelli Neevits, Lii Parts

Printed in March 2010



©Ecoprint

areal
DISAIN