

2011

TARTU IN FIGURES

2011


city of good thoughts

SYMBOLS



Arms of Tartu



Flag of Tartu



Tartu City Day
– June 29



Logo of Tartu

Tartu is the second largest city in Estonia

Tartu first mentioned in written

1030

The length of the River Emajõgi in Tartu is

10 km

Highest point above sea level

79 m

Area

38.8 km²

WEATHER IN 2010

Air temperature

absolute minimum temperature – January

-30.1 °C

absolute maximum temperature – August

+33.6 °C

Precipitation

838 mm

Number of rainy days

204

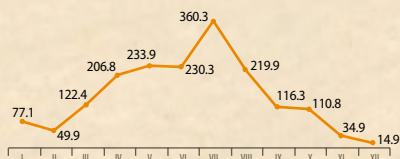
Number of sunshine hours

1,777

Average relative humidity

81%

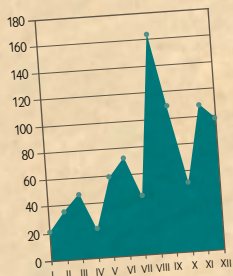
Number of sunshine hours



Average monthly air temperature °C



Amount of precipitation in mm



POPULATION

Number of inhabitants in Population Registry

1.01.2011 98,561

1.01.2010 98,393

Density per sq km 2,539

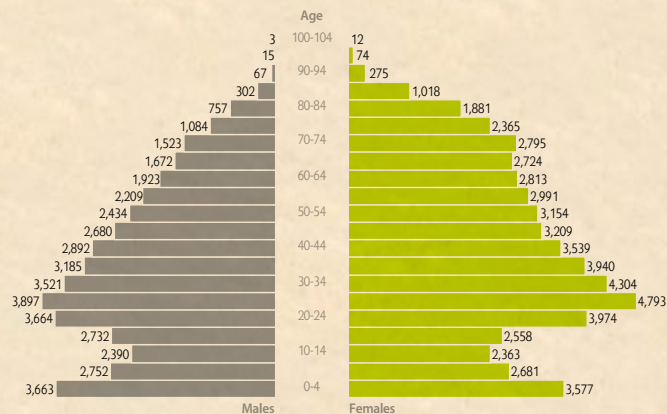
Natural increase in 2010

Number of live births 1,483

Number of deaths 1,029

Natural increase 454

Population by age and sex 1.01.2011




Ethnic composition 1.01.2011

Estonians 79%

Russians 5%

Other nations 16%



ENTREPRENEURSHIP 1.01.2011

Sole proprietors	2,058
Private limited company	8,174
Public limited company	369
Other commercial undertakings	122
Branches of foreign companies	15
Total	10,738

RETAIL TRADE AND CATERING 1.01.2011

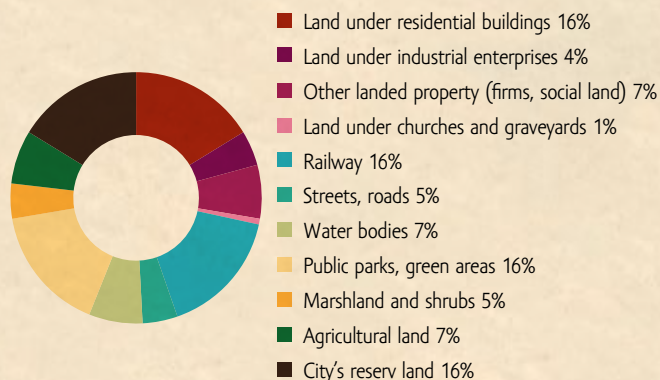
Number of stores of industrial goods	1,043
Number of groceries and general stores	141
Number of chemist's shops	44
Number of catering establishments	244

LABOUR MARKET IN 2010

Number of unemployed persons	9,360
Unemployment rate	17.3%
Vacancies	1,407
Number of beginners-entrepreneurs getting starting support	106



LAND USAGE (ha) 1.01.2011



	ha
Land under residential buildings	1,087.1
Land under industrial enterprises	301.4
Other landed property (firms, social land)	461.6
Land under churches and graveyards	49.5
Railway	1,087.1
Streets, roads	301.4
Water bodies	461.6
Public parks, green areas	1,087.1
Marshland and shrubs	301.4
Agricultural land	461.6
City's reserv land	1,087.1
Total	3,882.0
Land under taxation	60%

CONSTRUCTION OF DWELLING-HOUSES IN 2010

New houses (including private buildings)	41
with useful floor space (m ²)	16,105

COMMUNICATIONS IN 2010

Number of streets	466
Total length of streets (km)	337
Number of motorcars	34,445
among them private	25,399
Number of buses	450
among them private	21
Number of vans and lorries	5,250
among them private	1,099
Number of motorcycles	1,152
Number of trailers	5,158
Number of traffic accidents	116
incl. those caused by drunk drivers	5
Number of persons killed	-
Number of persons injured	128

Municipal traffic

number of bus lines	25
total length of bus lines (km)	491
number of busstops	259
incl. those with waiting pavilions	158
number of taxis	472
number of taxi-drivers	538
Length of piped water supply (km)	316
Length of the sewage disposal system (km)	346

TOURISM IN 2010

Visitors of the Tartu Information Centre	12,147
among them foreigners	75%
Number of accommodation establishments	56
number of beds	1,837
number of hotels	13
number of beds	1,298
Overnight stays	139,714
among them foreigners	47%

EDUCATION 10.09.2010

Nurseries and kindergartens

Number of establishments	38
among them private	7
Number of children	5,503

Schools of general education

	schools	students
Number of basic schools	2	771
Number of basic and upper secondary schools	13	10,206
Number of upper secondary schools	1	538
Number of SEN schools	5	848
Number of private schools	5	697
Total	26	13,060

Vocational education institutions

Educational institutions	5	3,888
among them private	1	72

Higher educational institutions

Educational institutions	11	23,211
among them private	3	650

Number of students

nurseries and kindergartens	5,503
Schools of general education	13,060
Vocational education institutions	3,888
Higher educational institutions	23,211

Hobby schools	11	1,893
among them private	8	1,133

YOUTH ACTIVITIES 2011

Hobby clubs for young people	35
number of members	1,847
Youth organisations	4
number of members	368
Youth centres	3
Municipal youth agencies	2

CULTURE IN 2010

Number of theatre halls	7
number of seats	1,870
number of attendances	124,800
Number of cinema halls	10
number of seats	1,330
number of attendances	470,700
Number of museums	17
number of visitors	282,000
Number of public libraries	4
number of visits	684,000

SPORTS IN 2011

Number of sports clubs	109
incl. those for young people	56
club members	6,268
Number of gyms	49
Number of stadiums	14
Number of swimming-pools	7
Number of ice-skating fields	4

MEDICAL CARE IN 2010

Tartu University Clinics	1
Number of hospital beds	935
Average duration of treatment in days	6,3
Institutions of family medicine	35
Private specialized medical institutions	27
Private dental care institutions	43
Tartu Ambulance Service	1
Physicians	882
including dentists	144
Nursing staff	1,478

SOCIAL AID IN 2011

Regional centres	5
Child welfare establishments	7
Adult welfare establishments	7
The number of elderly and handicapped under home care	276

SOCIAL INSURANCE 1.01.2011

Number of old-age pensioners	19,470
Number of persons receiving pension for full length of service required	73
Number of persons receiving pension for incapacity for work	6,324
Number of persons receiving survivor's pension	638
Number of persons receiving national pension	407
Other	109
Total	27,021

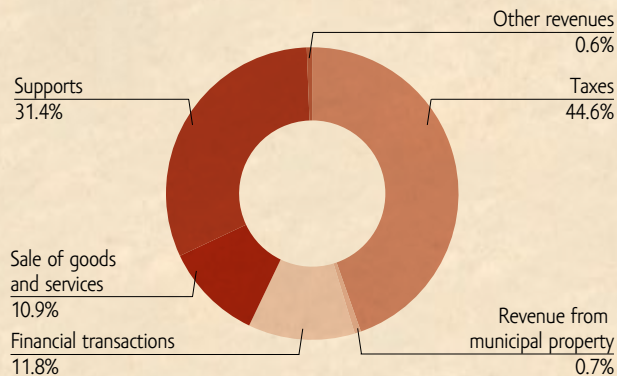


LOCAL BUDGET IN 2011

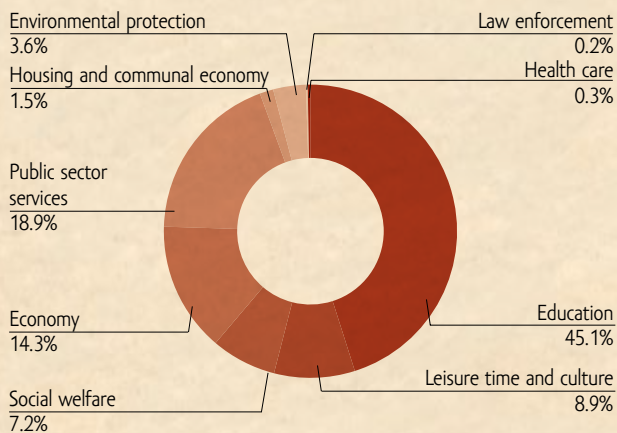
City of Tartu budget for 2011

106 million euro

Revenue



Expenditures



TARTU CITY GOVERNMENT IN 2011

Members of City Government

6

Departments

11

Employees

284





Information Centre of Tartu
Phone +372 736 1101
e-mail: Lv@raad.tartu.ee
Town Hall, 50089 Tartu, Estonia
www.tartu.ee

Issued by the Information Service
of the Tartu City Government
Photos: Tiit Mõtus, Jaak Nilson, Valeri Parhomenko,
Indrek Saarmets, Malev Toom.
Printed in April 2011.



©Ecoprint