

TARTU IN FIGURES

2012

Symbols



Arms of Tartu



Flag of Tartu



Logo of Tartu



Tartu City Day
June 29

Tartu is the second largest city in Estonia.
Tartu first mentioned in written
The length of the River Emajõgi in Tartu is
Highest point above sea level
Area

1,030
10 km
79 m
38.87 km²

Tartu City Government in 2012

Members of City Government	5
Departments	11
Employees	288

Weather in 2011

Air temperature

absolute minimum temperature - February

-28.8 °C

absolute maximum temperature - July

+30.5 °C

Precipitation

511 mm

Number of rainy days

185

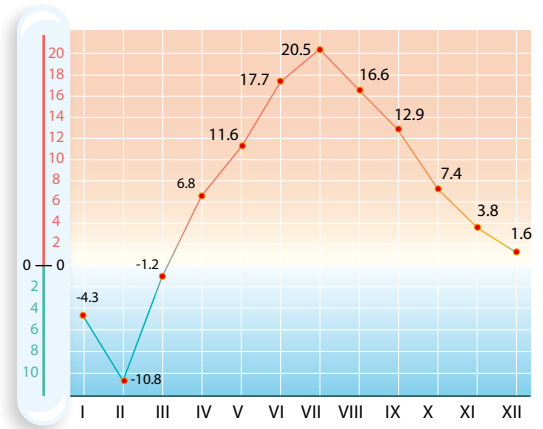
Number of sunshine hours

1,961

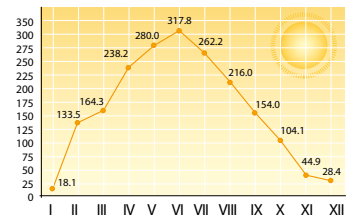
Average relative humidity

76%

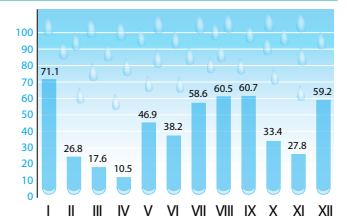
Average monthly air temperature °C



Number of sunshine hours



Amount of precipitation in mm



Population

Number of inhabitants in Population Registry

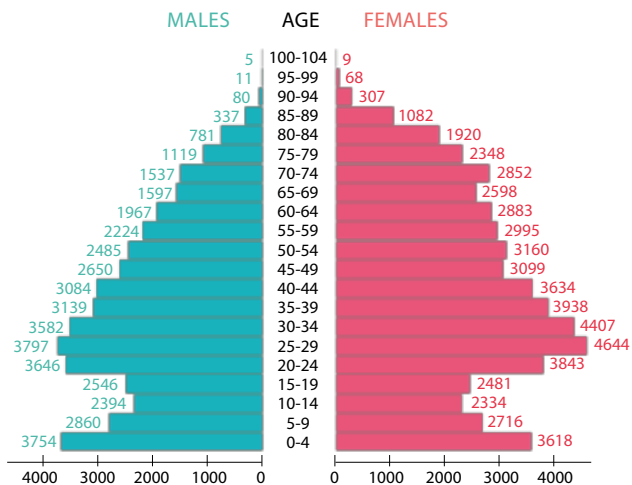
1.01.2012	98,522
1.01.2011	98,561
1.01.2010	98,393

Density per sq km	2,535
-------------------	-------

Natural increase in 2011

Number of live births	1,326
Number of deaths	980
Natural increase	+346

Population by age and sex 1.01.2012



Entrepreneurship 1.01.2012

Sole proprietors	2,014
Private limited company	9,062
Public limited company	337
Other commercial undertakings	127
Branches of foreign companies	17
Total	11,557

Retail trade and catering 1.01.2012

Number of stores of industrial goods	1,070
Number of groceries and general stores	140
Number of chemist's shops	41
Number of catering establishments	261

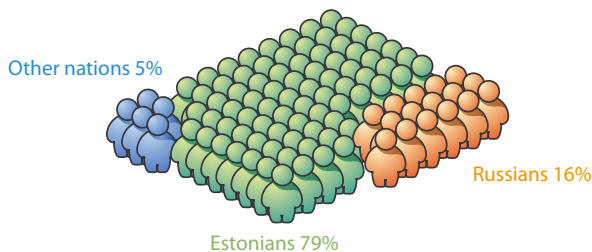
Labour market in 2011

Number of unemployed persons	6,908
Unemployment rate	10.6%
Vacancies	3,194
Number of beginners-entrepreneurs getting starting support	50

Tourism in 2011

Visitors of the Tartu Information Centre	18,233
among them foreigners	76%
Number of accommodation establishments	59
number of beds	1,882
number of hotels	13
number of beds	1,298
Overnight stays	164,336
among them foreigners	46%

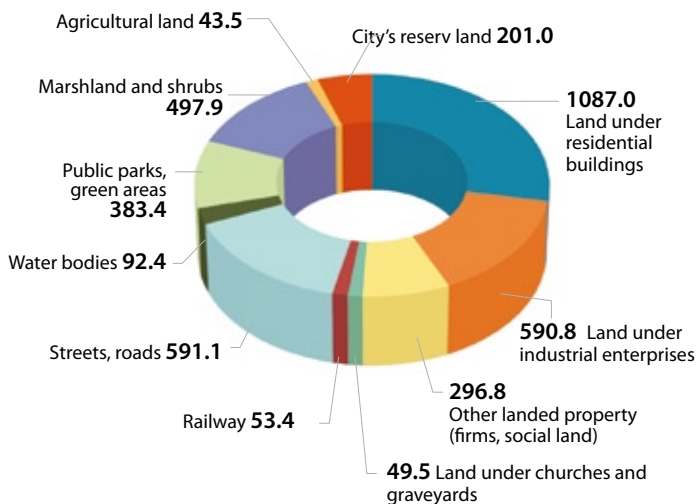
Ethnic composition 1.01.2012



Land usage (ha) 1.01.2012

Communications in 2011

Total	3,886.8
Land under taxation	58%



Number of streets	467
Total length of streets (km)	336
Number of motorcars	36,444
among them private	27,160
Number of buses	360
among them private	23
Number of vans and lorries	5,445
among them private	1,158
Number of motorcycles	1,414
Number of trailers	5,631
Number of traffic accidents	118
incl. those caused by drunk drivers	4
Number of persons killed	4
Number of persons injured	132

Municipal traffic

number of bus lines	25
Total length of bus lines (km)	491
Number of busstops	276
incl. those with waiting pavilions	165
Number of taxis	375
Number of taxi-drivers	411
Length of piped water supply (km)	320
Length of the sewage disposal system (km)	350

Construction of dwelling-houses in 2011

New houses (including private buildings)	31
with useful floor space (m ²)	9,080



Education 10.09.2011

Nurseries and kindergartens

Number of establishments		39
among them private		8
Number of children		5,599

Schools of general education

	<i>schools</i>	<i>students</i>
Number of basic schools	3	1,550
Number of basic and upper secondary schools	12	9,074
Number of upper secondary schools	2	929
Number of SEN schools	5	834
Number of private schools	5	741
Total	27	13,128

Vocational education institutions

Educational institutions	5	4,159
among them private	1	65

Higher educational institutions

Educational institutions	11	22,805
among them private	3	515

Hobby schools

Number of hobby schools	12	2,107
among them private	9	1,144

Number of students 10.09.2011



Culture in 2011

Number of theatre halls	7
number of seats	1,870
number of attendances	148,000
Number of cinema halls	9
number of seats	1,179
number of attendances	498,000
Number of museums	18
number of visitors	507,000
Number of public libraries	4
number of visits	649,000

Sports in 2012

Number of sports clubs	147
incl. those for young people	60
club members	9,528
Number of gymnasiums	35
Number of stadiums	6
Number of swimming-pools	5



Youth activities 2012

Hobby clubs for young people	37
number of members	1,589
Youth centres	5
number of attendances	3,178
Municipal youth agencies	2

Medical care in 2011

Tartu University Clinics	1
Number of hospital beds	956
Average duration of treatment in days	6.3
Institutions of family medicine	35
Private specialized medical institutions	28
Private dental care institutions	41
Tartu Ambulance Service	1
Physicians	904
including dentists	142
Nursing staff	1,536

Social aid in 2012

Regional centres	5
Child welfare establishments	6
Adult welfare establishments	6
The number of elderly and handicapped under home care	287

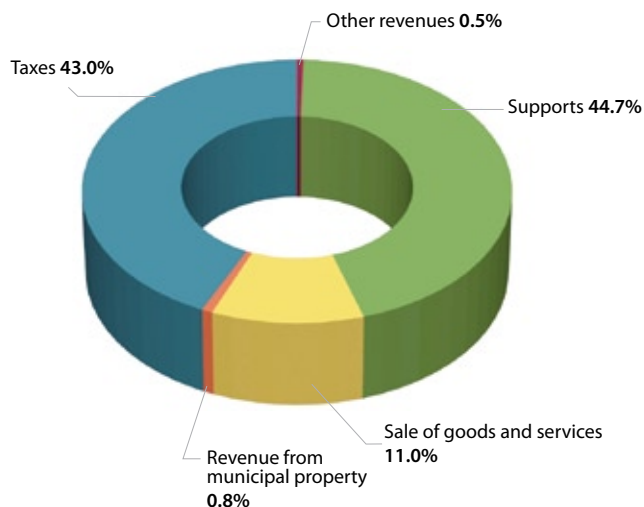
Social insurance 1.01.2012

Number of old-age pensioners	19,601
Number of persons receiving pension for full length of service required	70
Number of persons receiving pension for incapacity for work	6,884
Number of persons receiving survivor's pension	598
Number of persons receiving national pension	421
Other	117
Total	27,691

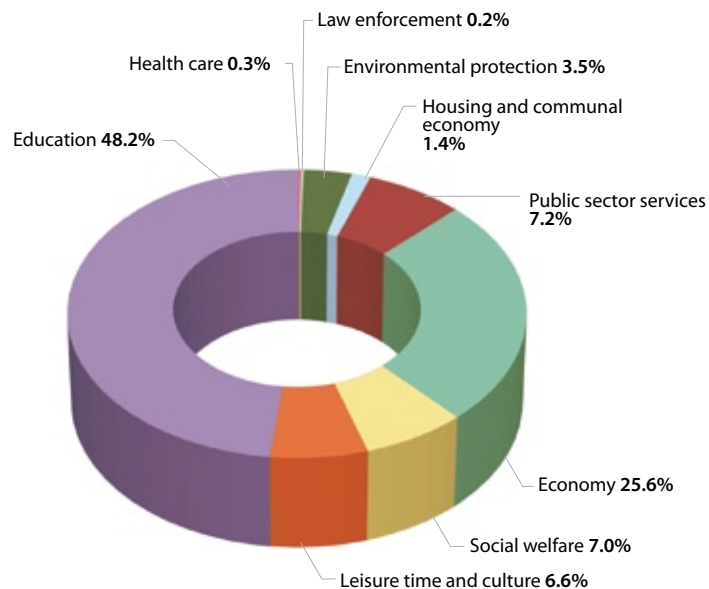


City of Tartu budget for 2012 (124 million euro)

1. Revenue



2. Expenditures



Information Centre of Tartu

Town Hall, 50089 Tartu, Estonia
Phone +372 736 1101
e-mail: Lv@raad.tartu.ee
www.tartu.ee

Issued by the Information Service of the Tartu
City Government

Photos: Lii Parts, Ahto Sooaru, Liia Hänni

Layout: Areal Disain

Print: Ecoprint

Printed in April 2012



©Ecoprint

areal
DISAIN

