



# TARTU IN FIGURES

# 2014/2015

# Symbols



Arms of Tartu



Flag of Tartu



Logo of Tartu



Tartu City Day –  
June 29

Tartu is the second largest city in Estonia.  
Tartu first mentioned in written sources  
The length of the River Emajõgi in Tartu is  
Highest point above sea level  
Area

1030  
10 km  
79 m  
38.87 km<sup>2</sup>

## Tartu City Government 1.01.2015

Members of City Government	6
Departments	11
Employees	320



# Weather in 2014

Air temperature

absolute minimum temperature - January

-24.2 °C

absolute maximum temperature - May

+30.9 °C

Precipitation

701 mm

Number of rainy days

168

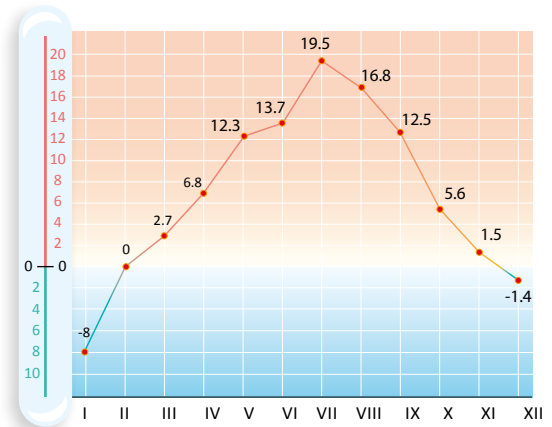
Number of sunshine hours

1930

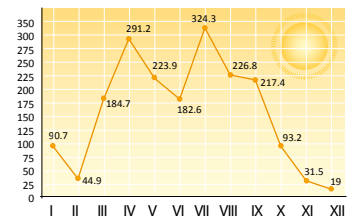
Average relative humidity

77%

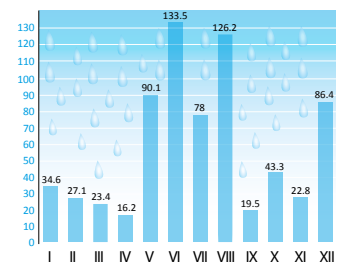
### Average monthly air temperature °C



### Number of sunshine hours



### Amount of precipitation in mm



# Population

## Number of inhabitants in Population Registry

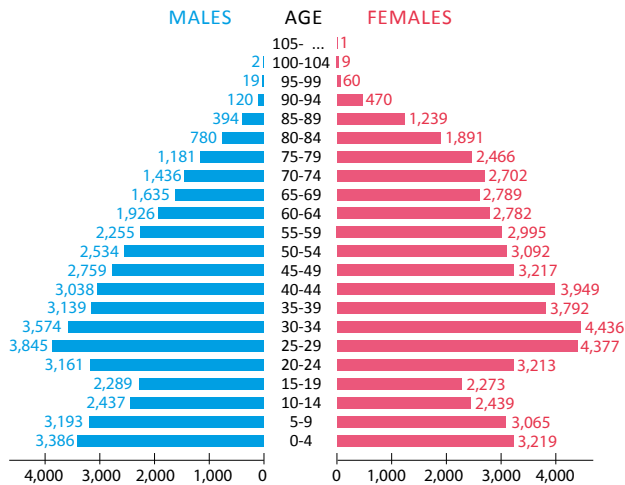
1.01.2015	97,079
1.01.2014	97,847
1.01.2013	98,480

Density per sq km	2,492
-------------------	-------

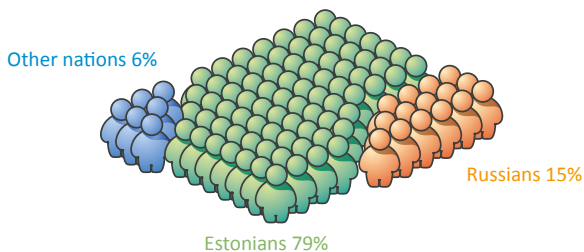
## Natural increase in 2014

Number of live births	1,153
Number of deaths	1,051
Natural increase	+102

Population by age and sex 1.01.2015



Ethnic composition 1.01.2015



# Entrepreneurship 1.01.2015

Sole proprietors	2,017
Private limited companies	11,335
Public limited companies	295
Other commercial undertakings	557
Branches of foreign companies	17
<b>Total</b>	<b>14,221</b>

## Labour market in 2014

Number of unemployed persons	5,461
Unemployment rate	4.6%
Vacancies	3,821
Number of entrepreneurs getting start-up support	49


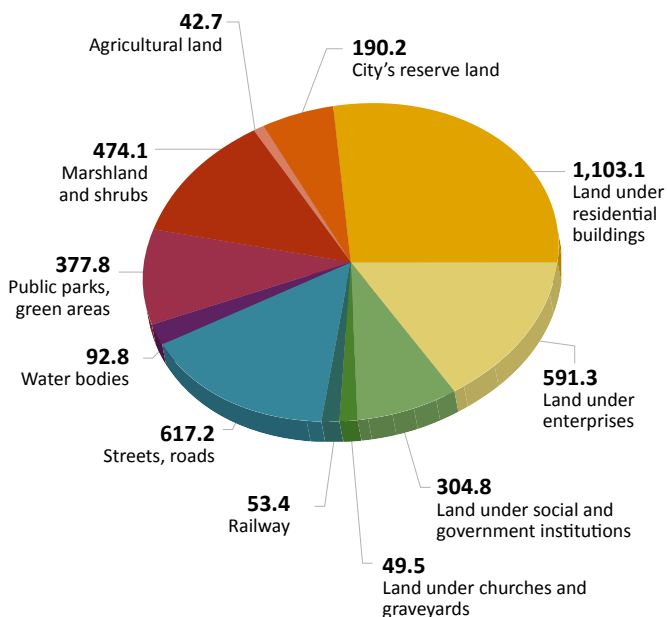
## Tourism in 2014

Visitors of the Tartu Information Centre	12,973
among them foreigners	82%
Number of accommodation establishments	60
number of beds	1,903
number of hotels	13
number of beds	1,256
Overnight stays	188,015
among them foreigners	53%



# Land usage (ha) 1.01.2015

<b>Total</b>	<b>3,896.9</b>
Land under taxation	58%



# Construction of dwelling-houses in 2014

New houses (including private buildings)	19
--	----

## Communications in 2014

Number of streets	476
Total length of streets (km)	355
Number of motorcars	38,150
among them private	28,611
Number of buses	488
among them private	22
Number of vans and lorries	5,721
among them private	1,165
Number of motorcycles	2,029
Number of trailers	6,359
Number of traffic accidents	123
incl. those caused by drunk drivers	6
Number of persons killed	3
Number of persons injured	137

### Municipal traffic

Number of bus lines	25
Total length of bus lines (km)	491
Number of bus stops	286
incl. those with waiting pavilions	181
Number of taxis	541
Number of taxi-drivers	541
Length of piped water supply (km)	330
Length of the sewage disposal system (km)	358



# Education 10.09.2014

## Nurseries and kindergartens

Number of establishments	40
among them private	11
Number of children	5,870

## Schools of general education

	schools	students
Number of basic schools	11	6,225
Number of basic and upper secondary schools	3	2,841
Number of upper secondary schools	3	2,148
Number of SEN schools	5	857
Number of private schools	6	1,023
<b>Total</b>	<b>28</b>	<b>13,094</b>


## Vocational education institutions

Educational institutions	4	3,965
--------------------------	---	-------

## Higher educational institutions

Educational institutions	8	18,428
among them private	2	282

### Number of students



# Youth activities 2014

Youth centres	4
number of attendances	18,647
visitors	2,077
Municipal youth agencies	2



# Culture in 2014

Number of theatre halls	7
number of seats	1,870
number of attendances	146,203
Number of cinema halls	10
number of seats	1,107
number of attendances	500,172
Number of museums	20
number of visitors	633,069
Number of public libraries	4
number of visitors	522,436

# Sports in 2014

Number of sports clubs	150
incl. those for young people	58
club members	10,525
Number of gymnasiums	47
Number of stadiums	10
Number of swimming-pools	7

# Medical care in 2014

Tartu University Clinics	1
number of hospital beds	968
average duration of treatment in days	6,1
Institutions of family medicine	38
Number of chemist's shops	42
Tartu Ambulance Service	1
Physicians	964
including dentists	136
Nursing staff	1,535



## Social aid in 2014

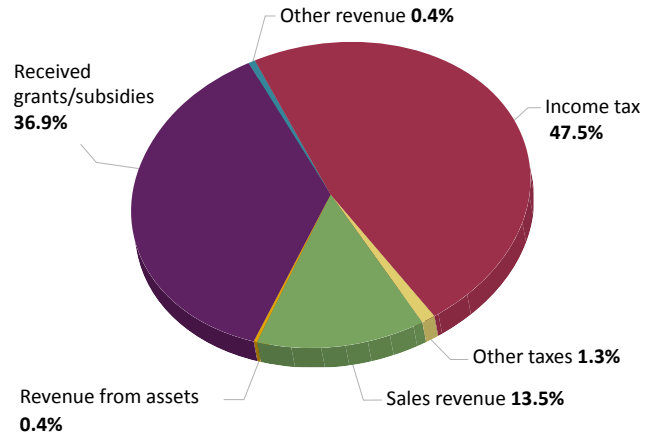
Regional centres	5
Child welfare establishments	6
Adult welfare establishments	6
The number of elderly and handicapped under home care	291

## Social insurance 1.01.2015

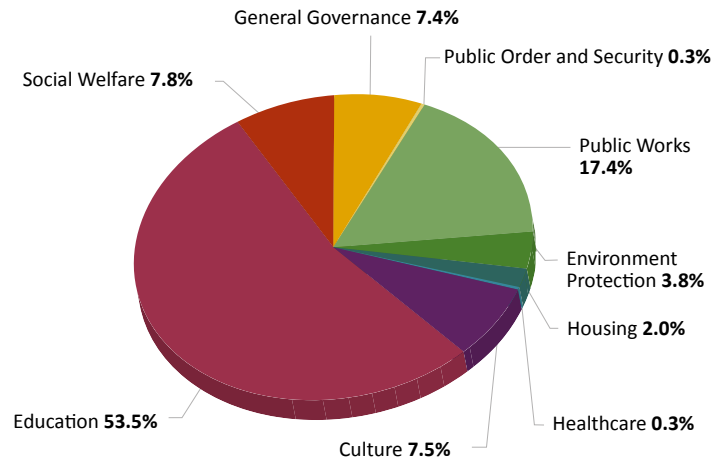
Number of old-age pensioners	19,303
Number of persons receiving pension for full length of service required	83
Number of persons receiving pension for incapacity for work	7,085
Number of persons receiving survivor's pension	453
Number of persons receiving national pension	404
Other	141
<b>Total</b>	<b>27,469</b>



### 1. Revenue



### 2. Expenditures



## ***Information Centre of Tartu***

---

Town Hall, 50089 Tartu, Estonia

Phone +372 736 1101

E-mail: [Lv@raad.tartu.ee](mailto:Lv@raad.tartu.ee)

[www.tartu.ee](http://www.tartu.ee)

Issued by the Information Service of the Tartu City Government

Photos: Kerly Ilves, Ahto Sooaru, Jaak Nilson

Printed in May 2015